

Year 11 Exam Newsletter week 5 8th June-12th June



Dear year 11

Dear Year 11,

As you enter the *penultimate week* of your exams, I wanted to take a moment to write to you—not with instructions, reminders, or revision tips—but simply to recognise *you*.

What you have shown over the past weeks has been outstanding.

Exams are never easy. They test not only your knowledge, but your resilience, your patience, and your determination. Each early morning, each revision session, each moment where you pushed yourself to keep going – all of that matters. And we have seen it.

Across the school, staff have commented on your focus, your conduct, and the way you have approached this important time with maturity and commitment. You have supported each other, taken responsibility for your learning, and faced each exam with courage—even when it felt tough.

That is something to be incredibly proud of.

This stage—so close to the end, yet still demanding a final push—is often the hardest. Fatigue can creep in, motivation can dip, and nerves may still be present. But this is also the moment where your effort truly shines. You are not starting from zero—you are building on everything you have already achieved.

This is your sprint finish and we are cheering you on all the way.

So, as you move through this next week:

- Keep believing in the work you have already put in
- Focus on one exam at a time
- Take care of yourselves—rest, eat well, and recharge
- Support one another, as you have done so brilliantly so far

And most importantly, recognise how far you have come.

No matter the outcomes, you have already demonstrated qualities that will take you far beyond these exams: perseverance, resilience, and determination. These are things that results alone can never measure.

We are incredibly proud of you—not just for what you achieve on paper, but for the way you have conducted yourselves throughout this period.


Keep going. You are almost there.

All the best


Mr Hawkes


Monday 8 th June			
	11X lessons	11Y lessons	Exams and warm ups
Tutor time	Biology warm up with breakfast in main hall 8.15-8.45		
Lesson 1	11C Options		Science Biology paper 2.900-10.15 combined; 9.00-10.45 Triple
Lesson 2	11X Maths	11Y Science	
Lesson 3	11X Science	11Y English 11Y go to Maths	
Lesson 4	11A Options Students who have finished courses go to main hall with Mr Hawkes		All Higher Maths go to Maths
Lesson 5	11A Options Students who have finished courses go to main hall with Mr Hawkes		All Foundation Maths go to Maths
After school			
Tuesday 9 th June			
	11X lessons	11Y lessons	Exams and warm ups
Tutor time	Spanish warm up with bagels 8.00-8.45		
Lesson 1	11X Maths	11Y English Go to Maths if not in Spanish exam	Spanish listening and reading
Lesson 2	11B options (those who have finished courses go to Maths)		
Lesson 3	11C options (Those who have finished courses go to Maths)		History warm up 11.20-12.40 followed by early lunch. History exam 1.30-3.00
Lesson 4	11X Science	11Y Science	
Lesson 5	11X English (If not in History exam go to Maths)	11Y Maths	
After school			
Wednesday 10 th June			
	11X lessons	11Y lessons	Exams and warm ups
Tutor time	Maths warm up with breakfast 7.45-8.40		
Lesson 1	11D options		Maths paper 3 calculator
Lesson 2	11X Maths	11Y Science	
Lesson 3	11B options		Geography intervention pd 3 in main hall DT warm up 11.20-12.20 in food hall followed by early lunch paper 2 1.30-3.30
Lesson 4	11X Science	11Y Maths go to PE	





 **1. Believe in Yourself**


 You're more capable than you think. Confidence is your best tool on exam day.


 **2. Know Your Exam Start Time**

 Double-check the time and location in advance—arrive early and calm.


 **3. Bring the Right Equipment** In a clear bag/pencil case, pack:

-  2x black rollerball pens or biros
-  Pencil, ruler, rubber
-  Protractor
-  Calculator


 **4. Read Every Question Carefully**

 Highlight command words and key phrases. Underline instructions. Answer exactly what's being asked.


 **5. Manage Your Time**

 Don't get stuck! Allocate time per question and move on if you're stuck—return later if time allows.


 **6. Attempt Every Question**

 Blank spaces = zero marks. Try every question, even if unsure—you may earn partial credit.


 **7. Show Your Working (Maths & Science)**

 Always write out calculations and steps. Method marks can save your grade!


 **8. Review Before You Submit**

 Use remaining time to check your answers, spelling, and calculations.

 **9. Fill Out the Front of Your Paper**

 Make sure your name, candidate number, and paper details are completed.

 **10. Let Go After the Exam**

 Don't dwell on what you missed. Focus forward—prepare for your next paper

Lesson 5	11X English go to PE	11Y Science	
After school			
Thursday 11th June			
	11X lessons	11Y lessons	Exams and warm ups
Tutor time	Geography warm up for all students in main hall including breakfast		
Lesson 1	11A options Hospitality students in intervention with SEW		Geography paper 3 fieldwork
Lesson 2	11X Maths no lesson	11Y PE no lesson	Hospitality students in LRC
Important notice			
Students who have been in period 1-2 for the Geography exam or Hospitality intervention may go home at break if they do not wish to stay for Science. Students who do not take Hospitality or Geography arrive at break if they want to take advantage of extra Science revision ahead of the exams on Friday and Monday, This is optional except for those taking the extended Maths paper who must remain in school/arrive at break			
Lesson 3	Science intervention optional in C2		Students taking extended Maths paper should attend these interventions
Lesson 4	Science intervention optional in C2		
All students go home at lunchtime except those taking extended maths paper			
Lesson 5	11X English	11Y Maths	Extended Maths paper 1.30-2.45
Friday 12th June			
	11X lessons	11Y lessons	Exams and warm ups
Tutor time	Chemistry warm up main hall 8.00-8.40 with breakfast		
Lesson 1	11X English	11Y PE	Chemistry Paper 2 9.00-10.15 Combined 9.00-10.45 Triple
Lesson 2	11X PE	11Y Maths	
Students who don't take Spanish, Hospitality or Triple Science go home after exam			
Lesson 3	Triple Science go to S5 and C1 Spanish go to main hall		Hospitality go to food hall for warm up and early lunch 11.20-12.40
Lesson 4	Spanish students only Triple Scientists who don't take Hospitality or Spanish go home		Hospitality exam 1.30-3.00
Lesson 5	All Spanish students in Spanish		

Tips Between exams

🌟 **Take Breaks** – Avoid burnout with regular study pauses.

😴 **Get Enough Sleep** – A well-rested brain learns better!

🍎 **Eat Well** – Fuel your body for energy and concentration.

💧 **Stay Hydrated** – Water helps keep your mind sharp.

🏃 **Get Moving** – Exercise boosts memory and focus.

🆘 **Ask for Help** – Teachers, friends, family and tutors can support you.

📄 **Active Revision** – Use flashcards, mind maps, and practice tests.

📱 **Use Online Tools** – GCSE Pod & Seneca can supercharge your learning.

🧘 **Find a quiet location** Make sure you have somewhere quiet to work. Use nightclub if need be.

📵 **Avoid distractions** Switch off phones. Don't be checking messages as you will lose concentration.

📅 **Show Up!** – Attend lessons and exam warm-ups on time.

Stay focused, stay confident, and you've got this! 🚀



In the exam remember...
You have got this