

Subject Information & Guidance

YEAR 11 2023-24

Progress Review Examinations (PREs)

December 2023

January 2024

&

Summer Exams 2024




*"Westbourne is an inclusive academy.
We support all students, regardless of starting
point, to achieve their potential and develop the
skills necessary for employment and life."*

INDEX

Subject	Page Number
A Note to You from Mr Hawkes	3
Year 11 PRE Timetable - January 2024	4
Year 11 Exam Timetable	5
Student Minds: Exam Stress	6
Exam Stress Resources	8
JCQ Checklist for Exam Days	9
3D Design	10
Art, Craft & Design	12
Business	15
Computer Science	17
Design and Technology	20
Drama	22
English Language	24
English Literature	26
Enterprise	28
Geography	31
Health & Social Care	33
History	35
Hospitality & Catering	37
iMedia	39
Mathematics	41
Music	44
PE/Sports	47
Photography	48
Religious Studies	51
Science Combined Trilogy	53
Science Triple	55
Spanish	57
JCQ Exam Information for Candidates	59

A Note to You!

from Mr Hawkes



This will be a very tough year for you all, but take courage from the fact that if you work hard and do your best, you will succeed.

This booklet gives you an overview of every one of your subjects so you know what to expect. You will have Progress Review Exams in January so work hard to prepare yourself effectively.

Get help from your teachers and tutors in lessons, attending lesson 6, various revision sessions during the holidays and at weekends.

Get help from nightclub and various drop in sessions and tutoring that will be on offer.

Get help from your parents, they might nag you but we have all been in your position and have your best interest at heart.

Most of all, help yourself. There is an old saying "You can lead a horse to water, but can't make it drink".

Everything we do, we do to try to support you, but you need to be the ones that attend school, go to extra sessions, put in the effort, complete homework. It is your life and you will get out of it what you put in.

Believe in yourself. If you are struggling then I am only an email or conversation away.



Year 11 PRES- Week 1-					
Week 1	08:30	10:55- 11:15	11:15	13.05-13.45	13:45
Monday 8th January	English Language 1hr 45 mins	Break	Maths Paper 1 Non Cal - 1hr 30mins	Lunch	Normal Lessons
Tuesday 9th January	Computer Science 1 hr 45mins	Break	Science Biology 1hr 15mins. Triple 1hr 45mins	Lunch	Normal Lessons
Wednesday 10th January	Religious Studies 1hr 45mins	Break	Maths Paper 2 Cal - 1hr 30mins	Lunch	Normal Lessons
Thursday 11th January	Business 1hr 45mins	Break	History 1hr 20mins	Lunch	Spanish Reading- Higher 1hr/ Foundation 45mins
Friday 12th January	Computer Science 1hr 45mins	Break	Maths Paper 3 Cal - 1 hr 30mins	Lunch	Normal Lessons
Year 11 PRES- Week 2-					
Week 1	08:30	10:55- 11:15	11:15	13.05-13.45	13:45
Monday 15th January	English Literature 1 hr 30mins	Break	Science Physics 1hr 15mins. Triple 1hr 45mins	Lunch	Normal Lessons
Tuesday 16th January	Science Chemistry 1hr 15mins. Triple 1hr 45mins	Break	Geography 1hr 45 mins	Lunch	Spanish Listening- Higher 50mins/Foundation 40mins
Wednesday 17th January	Enterprise 1 hr 15mins (In classrooms)	Break	Spanish Writing- Higher 1hr 20mins/Foundations 1hr 5mins	Lunch	Normal Lessons

**Westbourne Academy - Timetable of Assessments and Examinations
2023-2024**

Updated
27/09/2023

Date	Start Time	SUBJECT/ASSESSMENT	ASSESSMENT FORMAT	YEAR GROUP	Exam Room
11th - 19th December	All Day	Year 11 controlled assessments	Classrooms	11	Various
2024					
Mon 8th - Fri 19th January 2024 TBC	All Day	Year 11 PRES	Written	11	Sports Hall/Various
27th Feb - 10th March	Various	NGRT	Computer	7, 8 & 9	Various
YEAR 11 PROVISIONAL EXAM TIMETABLE 2024					
Thursday 9th May 2024	9am	Religious Studies	Written	11	Sports Hall/Various
	13:30pm	Italian Paper 1	Written	10	TBC
	13:30pm	Drama	Written	11	Sports Hall/Various
Friday 10th May 2024	9am	Science- Biology Paper 1	Written	11	Sports Hall/Various
Monday 13th May 2024	9am	English Literature Paper 1	Written	11	Sports Hall/Various
	13:30pm	Turkish Paper 1 & 3	Written	10	TBC
Tuesday 14th May 2024	9am	French Paper 1 & 3	Written	10	TBC
Wednesday 15th May 2024	13:30pm	Computer Science Paper 1	Written	11	Sports Hall/Various
	13:30pm	Arabic Listening & Reading	Written	10	TBC
Thursday 16th May 2024	9am	Maths Non-Calculator Paper 1	Written	11	Sports Hall/Various
	13:30pm	Religious Studies	Written	11	Sports Hall/Various
Wednesday 15th May 2024	9am	History Paper 1	Written	11	Sports Hall/Various
Friday 17th May 2024	9am	Science- Chemistry Paper 1	Written	11	Sports Hall/Various
	13:30pm	Geography Paper 1	Written	11	Sports Hall/Various
Monday 20th May 2024	9am	English Literature Paper 2	Written	11	Sports Hall/Various
	13:30pm	Italian Paper 4	Written	10	TBC
	13:30pm	Turkish Paper 4	Written	10	TBC
Tuesday 21st May 2024	9am	Enterprise & Marketing	Written	11	Sports Hall/Various
	13:30pm	Computer Science Paper 2	Written	11	Sports Hall/Various
Wednesday 22nd May 2024	9am	Science- Physics Paper 1	Written	11	Sports Hall/Various
Thursday 23rd May 2024	9am	English Language Paper 1	Written	11	Sports Hall/Various
	13:30pm	Arabic Writing	Written	10	TBC
Friday 24th May 2024	9am	French Paper 4	Written	10	TBC
Monday 3rd June 2024	9am	Maths Calculator Paper 2	Written	11	Sports Hall/Various
Tuesday 4th June 2024	9am	Spanish Paper 1 & 3	Written	11	TBC
	13:30pm	History Paper 2	Written	11	sports Hall/Various
Wednesday 5th June 2024	9am	Geography Paper 2	Written	11	sports Hall/Various
Thursday 6th June 2024	9am	English Language Paper 2	Written	11	Sports Hall/Various
	13:30pm	Contingency Afternoon			
Friday 7th June 2024	13:30pm	Science- Biology Paper 2	Written	11	Sports Hall/Various
Monday 10th June 2024	9am	Maths Calculator Paper 3	Written	11	Sports Hall/Various
	13:30pm	Spanish Paper 4	Written	11	TBC
	13:30pm	I-Media	Written	11	Sports Hall/Various
Tuesday 11th June 2024	9am	Science- Chemistry Paper 2	Written	11	Sports Hall/Various
	13:30pm	History Paper 3	Written	11	Sports Hall/Various
Wednesday 12th June 2024	13:30pm	Polish Paper 1 & 3	Written	10	TBC
	13:30pm	Portuguese Paper 1 & 3	Written	10	TBC
Thursday 13th June 2024	13:30pm	Contingency Afternoon			
Friday 14th June 2024	9am	Geography Paper 3	Written	11	Sports Hall/Various
	13:30pm	Science Physics Paper 2	Written	11	Sports Hall/Various
Monday 17th June 2024	9am	Design and Technology	Written	11	Sports Hall/Various
	13:30pm	Music	Written	11	Sports Hall/Various
Tuesday 18th June 2024	9am	Portuguese Paper 4	Written	10	TBC
	13:30pm	Polish Paper 4	Written	10	TBC
Wednesday 19th June 2024	9am	Hospitality & Catering	Written	11	Sports Hall/Various
Wednesday 26th June 2024	All Day	Contingency Day			

Exam stress

Resources by
**student
minds**

Working towards exams can create feelings of worry and being under pressure, especially at university where you're aiming for a degree.

However there are a range of things that you can do to help deal with the stress that you might be feeling...

Find out more about what we mean by the term stress and stress response at <http://teenmentalhealth.org/wp-content/uploads/2017/11/Stress-Transitions.pdf>



Keep it in perspective

- Lots of people will tell you this, because it's true - exams aren't everything. Whatever happens in your exams, you can still be successful in life afterwards. So if you don't do as well as you'd hoped, try to keep things in perspective.
- Employers don't just look at your exam scores. They're just as interested in your attitude, your transferable skills and how well you'll get on with other people.
- Exam success doesn't define you as a person. Everyone copes differently in different situations and there's so much more to your personality than how well you can respond to an exam.
- Think about how far you've come already. You've already done incredibly well to get to university, and stopping or failing exams at this point isn't 'throwing away' your past success.
- Once you've done an exam, try to forget about it. There's nothing you can do about it, and worrying won't change your mark.

Get into some good habits

- These habits will help you concentrate as well as reducing stress:
- Take frequent breaks. Psychologists say we can only concentrate properly for 30-45 minutes. You could use a technique like Pomodoro, that helps you to take regular breaks. When you do take a break make sure you don't stay at your desk, you could go for a walk or even just make a cup of tea!
- Eat well. Keep a good blood sugars level to avoid highs and lows of energy, by eating slow-release foods like bread, rice, pasta, fruit and veg.
- Drink lots of water. People often underestimate how much hydration helps!
- Think about when and where you work best. Not everyone is a morning person, and some people don't find the library a productive place to work. There's no one best place or time to work - it's about what works for you.
- Keep active. Even a short walk will do. Exercising is one of the quickest and most effective ways to de-stress. Fresh air will clear your head and perk you up.
- Try to get about 8 hours' sleep a night. If you're stressed about not being able to sleep, there are lots of ways to aid a good night's sleep.
- Find activities that help you relax. Maybe it's a hot bath, watching a TV show, or a creative activity. Schedule this down-time into your timetable.

Get that organised feeling

- Picture your exams as a time-bound project. Are the exams 60 days away? That's your 60-day challenge. Best of all, there's a definite end point.
- Work out the basics: which exams you have, how the marks are allocated, and how much you have to learn for each one. Don't expect to learn everything; but having in mind where you'll get the marks can help you prioritise.
- Break your revision down into small chunks, and form a plan. Once you've got a plan, you won't have any more dilemmas at the start of the day about what to work on.
- Schedule in plenty of free time to unwind, and protect this time. Nobody can work all day every day. If you give yourself plenty of rest you can do the same amount of work in half the time or less.
- Equally, don't panic if you go slightly off schedule - tomorrow is another day.

Avoid bad habits

- Check out this brilliant article on how NOT to cope with exam stress - <https://www.topuniversities.com/blog/how-not-cope-exam-stress>. Here are some highlights:
- Don't set yourself ridiculous goals. Nobody can revise 10 topics in a day! Avoid setting the day up to be a disappointment.
- Don't cut out all the enjoyment from your life. It's tempting to decide you'll just knuckle down to work and "focus", but this is counterproductive - it's impossible to focus without giving your brain rest by doing other activities.
- Avoid stimulants. Caffeine, alcohol and drugs impede your energy and concentration in the long term. It'll also make it more difficult to get that much-needed sleep.

Get support from friends and family

- Don't be put off by friends saying that they are doing huge amounts of revision. As already mentioned, that's probably not actually a productive or efficient way of working long term. One of the key reasons people feel exam stress is due to comparing themselves to other people.
- If you can, discuss with your parents what they are expecting you to achieve. Parents with steep or unrealistic expectations will just add unnecessary pressure. It's helpful to let them know what you think you have the capacity to achieve, and to insist that the best way to get there is to have support from your parents, not pressure.
- If you're feeling really worried or anxious, chat to a good friend, family member, or tutor. It helps to get it out of your system, and they may well be able to help think about practical strategies to deal with exam stress.

For more tips from students **check out our blog**, <http://studentmindsorg.blogspot.co.uk/search/label/Exams>.

Lastly, if you're feeling overwhelmed or are finding it difficult to cope with the stress around exams, make sure you **get support**. Take a look at our support section for the services you can access nationally and on campus, <http://www.studentminds.org.uk/supportforme.html>.

Exam Stress Resources

Further Support

Clear Fear – App

Stop Think Breathe – App

<https://www.annafreud.org/on-my-mind/self-care/>

Text AFC to 85258

Call ChildLine on 0800 1111

Crisis Number – 111 option 2 (from 5th April)

Things to Remember

Stay connected to people

Take regular breaks

Get out in fresh air

Eat well

Keep drinking

Plan fun activities

Keep a routine

Check in on a friend

Get a good amount of sleep

Reward yourself!

Techniques

Distraction:

- Naming something for every letter of the alphabet
- Counting backwards from 900 in 3's
- Finding 3 things that are the colour _ in a room
- Counting how many rectangles are on the floor

Grounding:

- 5 things you can see
- 4 things you can touch
- 3 things you can hear
- 2 things you can/like to smell
- 1 thing you can/like to taste

Breathing:

- Breathe in for 4 seconds, hold, breathe out for 4 seconds, hold
- Lazy 8/Infinity Breathing

Thought Challenging:

- Worst case scenario vs best case scenario vs realistic scenario
- What would you say to a friend or family member who had the same thought?
- Is this thought a fact?

Links

[Study-life balance - BBC Bitesize](#)

[Exam Stress | How To Deal with Exam Stress | YoungMinds](#)

[Exam stress - The Mix](#)

On your exam day

This checklist will help you to be as prepared as possible for your exams, so that on the day itself you can focus on doing your best.

Before sitting your exams, ensure you know:

- ☐ the date, time and location of your exams – you might find it helpful to write this information in a calendar or planner
- ☐ who to contact at school or college in case there's an emergency that makes you late or unable to sit your exam

What you cannot take into exams:

- ☐ any type of phone
- ☐ revision notes
- ☐ any type of watch (this includes analogue, digital and smart watches)



What you will need:

- ☐ a clear pencil case
- ☐ at least two black ink pens – blue pens are not acceptable
- ☐ an approved calculator for relevant exams
- ☐ appropriate apparatus such as a ruler or protractor for relevant exams
- ☐ a clear water bottle if you wish to take one in – it must not have a label



Other important information:

- ☐ Listen carefully to the invigilator's instructions which will be specific to your exam. If you are unsure of anything, please raise your hand and wait for the invigilator.
- ☐ Fill in your details on the front of your answer booklet.
- ☐ If you need additional answer sheets, raise your hand and wait for an invigilator who will provide you with one. Remember to add your details to this booklet too.
- ☐ If you need to use the toilet or feel unwell, raise your hand and wait for an invigilator who will escort you from the exam room.
- ☐ Make sure you stay silent – talking to a fellow candidate could result in disqualification from all your exams.

Contingency sessions:

- ☐ There are contingency sessions within the Summer 2024 exam timetable – the afternoon of 6 June and 13 June 2024 and the morning and afternoon of 26 June 2024. Make sure you are available on all three dates even if you do not have an exam.

If you have any questions about your exams, please ask your teacher or exams officer.





GCSE (Art and Design) 3D Design

Subject Context

This qualification is a new GCSE marked in grades 9-1. This GCSE course is offered by the Technology subject area to study the combination of form and function in the design and manufacture of 3D products. We take creative inspiration from existing artists, architects and designers to realise a working product solution.

Controlled Assessments (CA's)

Date of CA Day:

Monday 11 Dec & Tuesday 12 Dec	3D Design	08:30	15:00	B10	11A
-----------------------------------	-----------	-------	-------	-----	-----

Wednesday 13 Dec & Tuesday 19 Dec	3D Design	08:30	15:00	B10	11C
--------------------------------------	-----------	-------	-------	-----	-----

What should I expect in the CA Day?

Your CA will be 10 hour (over 2 days) practical assessment which goes towards the portfolio section of the course. You will have the opportunity to create a final product which showcases your talents and concludes your latest coursework project based on your chosen theme of Skeleton, Reflection or Connection. This should be your best final piece; it is worth up to 30 marks out of 120 and will be judged on the quality of the idea, use of materials and its connections to the work you have produced so far for this project including the range of artist's and designer's styles that you have researched. Although this is a CA, this project and all supporting coursework before it is worth 60% of the GCSE.

What do I need to have achieved before the CA?

You need to make sure that you have completed the following pieces work in the lead up to your CA.

- Research, including works of designers and artists
- Creative design ideas and development
- Experimentation with materials and models
- A final model leading to a clear plan for making in your exam

GCSE (Art and Design) 3D Design

Summer 2024

Exam Board: Eduqas (WJEC)

Website Link to Exam Board Syllabus:

<http://www.eduqas.co.uk/qualifications/art-and-design/gcse/>

How will I be assessed?

You will be assessed across the following Four Learning Objectives. These are the same for the coursework portfolio and the Externally Set Assessment (ESA). The ESA titles will be released in January 2024 concluding in a 2-day practical exam in April 2024.

AO1 – Critical Understanding <ul style="list-style-type: none"> Investigated the work of other artists, craftspeople and designers as well as other sources and used your research to develop a range of ideas. Documented your own judgements and opinions about the work of others. Developed your ideas through sustained, focused and coherent investigations, demonstrating a clear understanding of your sources and their relevance to your own ideas. 	AO2 – Creative Making <ul style="list-style-type: none"> Explored and refined your ideas throughout each stage of development. Been able to select and experiment with a variety of materials and processes in order to progress your work. Skilfully and safely handled materials and processes to produce quality outcomes. Reviewed your work to improve quality as it progresses. 	AO3 – Reflective Recording <ul style="list-style-type: none"> Used suitable and varied methods to record ideas, observations and experiences, preferably from first hand, rather than secondary, sources. Demonstrated that your research and enquiry has been relevant to your personal intentions. Organised and clearly conveyed your ideas as they have developed from your research, reflecting on your work as it has progressed. 	AO4 – Personal Presentation <ul style="list-style-type: none"> Presented your own, imaginative ideas and outcomes. Demonstrated the processes through which you have realised your intentions. Made clear connections between the various parts of your work, including that of other artists, craftspeople and designers; so that it is meaningful and in a sequence that can be easily followed Thought carefully about the final selection and method of presentation of your work.
--	---	--	---

How Can I Prepare and Fulfil My Potential?

Unit 1: Coursework Portfolio (60%)

To meet the December coursework deadline you need to complete all coursework projects and final pieces to the best of your ability. You have had verbal and written feedback on how to develop your work. There is an expectation that you will complete work outside of lesson at lunchtime, at home and during extra sessions after school when appropriate.

Unit 2: ESA (40%)

This project is worth 40% of your final grade. When you are issued with the exam paper you will be supported with resources that you can access on line. Your teacher will track your progress by having regular deadlines to keep you focused. You will be given feedback to enable you to develop your work and be ready to create ideas, which will lead to you producing your strongest final piece which you will produce in exam conditions for 10 hours.

Support and Advice

You are encouraged to communicate with your teacher regularly. For support and advice, please email stuart.brown@attrust.org.uk

Regular attendance to 3D Design Club on Thursday afterschool & Period 6 when it starts, would be greatly beneficial to your progress.



Art, Craft and Design

Controlled Assessments (CA's)

What should I expect in the CA?

Your CA in December will be 10 hours long in total and spread over two days. You will have the opportunity to create a final response, which showcases your talents and concludes your latest coursework project based on the theme Organic. This should be your most accomplished and independent final response; it is worth 30 marks out of 120 and will be judged on the quality of the idea, use of media and it's connections to your personal drawings and range of artist's styles that you have researched.

What do I need to have achieved before the CA?

You need to make sure that you have completed the following art work in the lead up to your CA.

- A mind map that broadly explores the theme Organic
- A mood board that shows what you intend to research and focus on
- Drawings from life in multi-media with specialist art words used in your analysis
- Personal and relevant research/own photographs to work from
- Drawings in the style of your chosen artists with reproductions and personal/factual comments
- Annotated ideas with media experiments/models that assist you with knowing what to create in the CA
- A final plan to act as a guide for your final response
- A creative statement updated as the project evolves

The above can be found in more detail in the checklist that accompanies Coursework Project 3: Organic

Art, Craft and Design

Summer 2024

Exam Board: Eduqas

Website Link to Exam Board Syllabus:

https://www.eduqas.co.uk/qualifications/art-and-design-gcse/#tab_keydocuments

How will I be assessed?

COMPONENT 1: Portfolio

Component 1 is worth 60% of your final GCSE grade and is out of 120 marks.

It consists of the three coursework projects produced in Year 10 and at the start of Year 11, Coast, Fruit & vegetables and Organic.

The deadline for Component 1 will be early-mid January 2024.

COMPONENT 2: Externally Set Assignment (ESA)

Component 2 is worth 40% of your final GCSE grade and is out of 80 marks.

Component 2 should begin early-mid January 2024.

Eduqas will provide a separate externally set assignment with a range of different starting points. Students must select and respond to a starting point of their choice.

Students will be given a preparation period during which they will need to cover the assessment objectives consistently and create a body of work in a similar way to the structure of a coursework project. This period is followed by 10 hours of supervised unaided work in which students are required to realise their intentions (create a final response) on their own under exam conditions. Students will not be able to undertake any further preparatory studies once the controlled assessment begins.

How you are assessed for each Component:

You will need to provide evidence for four assessment objectives for both Component 1 and Component 2. They are as follows:

- **AO1: Develop ideas through investigations, demonstrating critical understanding of sources.**
- **AO2: Refine work by exploring ideas, selecting and experimenting with appropriate media, materials, techniques and processes.**
- **AO3: Record ideas, observations and insights relevant to intentions as work progresses.**
- **AO4: Present a personal and meaningful response that realises intentions and demonstrates understanding of visual language.**

Each of these objectives are equally weighted and worth 25% each of the overall mark for that component.

How Can I Prepare and Fulfil My Potential?

Unit 1: Coursework

To meet the January coursework deadline, you need to complete all coursework projects to the best of your ability. You have had verbal and written feedback on how to develop your work. There is an expectation that you will complete work outside of lesson at lunchtime, at home and during extra sessions after school when appropriate.

Unit 2: ESA

This project is worth 40% of your final grade and is very important. The time frame in which to create work is small but a lot can be achieved if you are organised and prepared to work hard. When you are issued with the exam paper you will be supported with resources that you can access on line. Your teacher will track your progress by having regular deadlines to keep you focused. You will be given feedback to enable you to develop your work and be ready to create ideas, which will lead to you producing your strongest final response which you will produce in exam conditions over 10 hours. At the point at which you start your exam, your artwork (sketchbook/large scale drawings etc.) for the ESA will remain in school and you will no longer be able to make improvements or changes to any of the mentioned artwork.




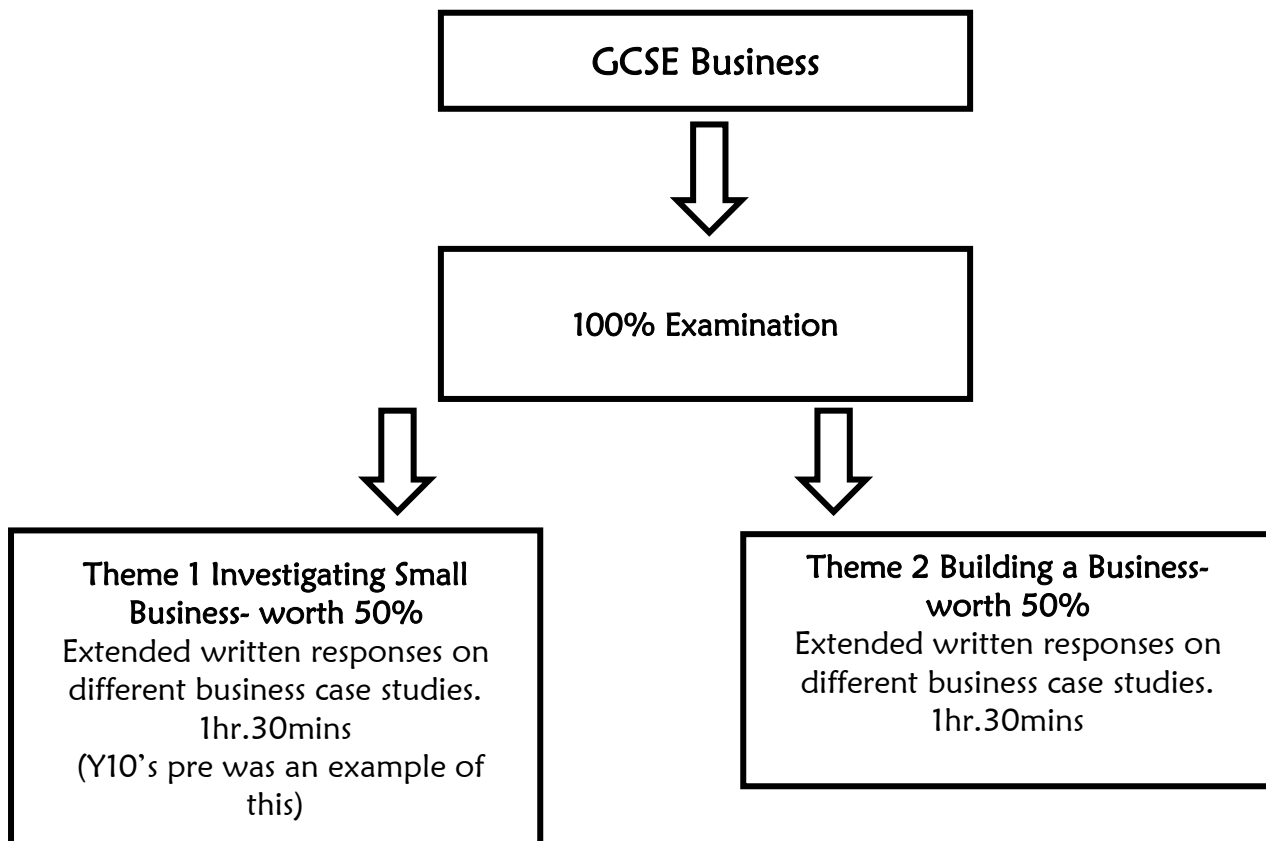
GCSE Business

Exam Board: Edexcel

Website link to the exam board syllabus:

[gcse-business-spec-2017 \(1\).pdf](#)

How will I be assessed?



GCSE Business

Recommended Revision

Theme 1- worth 50%

Topic 1.1 Enterprise and entrepreneurship
Topic 1.2 Spotting a business opportunity
Topic 1.3 Putting a business idea into practice
Topic 1.4 Making the business effective
Topic 1.5 Understanding external influences on business

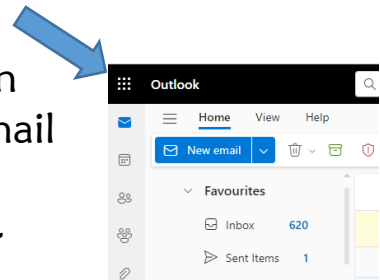
Theme 2- worth 50%

Topic 2.1 Growing the business
Topic 2.2 Making marketing decisions
Topic 2.3 Making operational decisions
Topic 2.4 Making financial decisions
Topic 2.5 Making human resource decisions


How can I prepare and fulfil my potential?

You can use the revision book and work book for this subject which were handed out in class.

You will also find **revision resources** and **exam technique** in SHAREPOINT - click on the 9 dots in your Westbourne email and then click on SHAREPOINT. Click on **Westbourne Academy Portal THEN Student resources GO TO Business-GCSE- Revision Business GCSE- getting top marks.**



- You will build up a revision folder over time in class which can also be used.
- You can also use the laminated exam technique cards which show you how to tackle different exam questions.
- Revise topic areas thoroughly.
- Use examples that relate to the case studies given or you will lose marks.
- Consider the impact of what you are revising on the business.
- Make sure you know some pros and cons of what you are revising.
- When concluding higher level questions use 'It depends' to make sure you don't repeat yourself.



GCSE OCR Computer Science

What should I expect in the PRE?

Your PRE will be just like one of the exams you will sit next summer. It will have a mixture of short answer, fill box and longer answer questions. The paper will be 90 minutes long and will be marked out of 80.

What topics do I need to revise for the PRE?

The PRE will focus on the following areas: -

Paper 1:

- Systems Architecture
- Systems architecture
- Memory and storage
- Computer networks, connections and protocols
- Network security
- Systems software
- Ethical, legal, cultural and environmental impacts of digital technology

Paper 2:

- Algorithms
- Programming fundamentals
- Producing robust programs
- Boolean logic
- Programming languages and Integrated Development Environments

A fuller break down of these topics is provided in your revision booklet, on the syllabus web page (see overleaf) and on the Revision Drive.

GCSE OCR Computer Science

Summer 2024

Exam Board: OCR

Website Link to Exam Board Syllabus:


<https://www.ocr.org.uk/qualifications/gcse/computer-science-j276-from-2016/specification-at-a-glance/>

How will I be assessed?

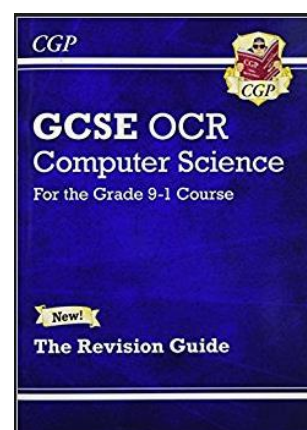
Content Overview	Assessment Overview	
Computer systems <ul style="list-style-type: none">• Systems Architecture• Memory• Storage• Wired and wireless networks• Network topologies, protocols and layers• System security• System software• Ethical, legal, cultural and environmental concerns	Computer systems (01) 80 marks 1 hour and 30 minutes Written paper (no calculators allowed)	50% of total GCSE
Computational thinking, algorithms and programming <ul style="list-style-type: none">• Algorithms *• Programming techniques• Producing robust programs• Computational logic• Translators and facilities of languages• Data representation	Computational thinking, algorithms and programming (02) 80 marks 1 hour and 30 minutes Written paper (no calculators allowed)	50% of total GCSE
* Algorithm questions are not exclusive to Component 02 and can be assessed in either component.		
Programming Project <ul style="list-style-type: none">• Programming techniques• Analysis• Design• Development• Testing and evaluation and conclusions	20 timetabled hours	Formal requirement Consolidates the learning across the specification through practical activity.

Revision Guides

All students have been provided with a copy of Pearson Revise OCR GCSE (9-1) Computer Science Revision Guide (978 1 29213 390 4)



All students have been provided with a copy of CGP GCSE OCR Computer Science Revision Guides (ISBN: 978 1 78294 602 1) and Work books (978 1 78294 603 8)



Online, please use the <http://cambridgegcsecomputing.org/> website and <https://revisecomputerscience.com/>

How can I prepare and fulfil my potential?

1. Your teacher will provide you with a range of resources to encourage you to practice questions and exam technique and to check your knowledge and understanding
2. Use your Revision Guide consistently, completing the questions at the end of each chapter and the associated work book exam questions.
3. Make Revision Cards with bullet points for each topic
4. Learn the key word definitions highlighted in each section
5. Complete your homework on time and any corrections that are set
6. See your teacher between lessons, after school or at lunchtime if you need help on any specific topics or areas
7. Use your Seneca and Educake accounts to check your understanding of each topic
8. Produce knowledge maps and mind maps for each topic

GCSE Design Technology

This GCSE is made up of 2 units:

NEA (Non-exam Assessment):

Practical application of the core principles, specialist techniques as well as designing and making principles.

100 marks

50% of the GCSE.

You will need to select a 'contextual challenge' and research into an existing problem and come up with a solution. It involves primary research, generating ideas, developing and testing your idea as well as making and evaluating it.

DEADLINE: To be Confirmed, typically April 2024

EXAM:

The exam will test you on the following:

Section A:

Core technical principles (20 marks). This is a selection of multiple choice and short answer questions.

Section B:

Specialist technical principles (30 marks). Several short answer questions and one extended response to assess a more in-depth knowledge of technical principles.

Section C:

Designing and making principles (50 marks). A mixture of short answer and extended response questions. This also includes a part on maths e.g. ratio and percentages. You will need to interpret this data and make design decisions based on this.

100 marks

50% of the GCSE.

EXAM DATE: (TBC) Tuesday 18th June 2024

What to expect in the PRE:

You will be tested exactly like you would in the real exam. To be successful you will need to know the following:


- **Core Principles** for all the material areas; Timber, Metal, Polymers, Textiles, Electronics and Paper, Card etc. This will be the different groups of materials, examples and general characteristics of the groups.
- **Specialist Technical Principles** for all material areas (or a minimum of 3). This will include information about tools/equipment you can use with the materials as well as

how it is used at an industrial level e.g. injection or blow moulding for polymers, lithography for paper and cards. You will need to know finishes and processing methods.

- **Designing and Making Principles** in general, this will also look at social, economic, moral and environmental aspects surrounding the materials. You will most likely be asked to analyse and evaluate a product on particular features. This will mean you need to look at the good and the bad to reach full marks in responses. You will need to interpret data and explain what it says about the product e.g. if 50% of people want the colour blue, then if the product is blue, they are more likely to buy it etc.


If you need further revision/support at home, here are the recommended books for Design Technology:

AQA GCSE (9-1) Design and Technology



This book is useful for subject content – however, wherever possible pages are photocopied in order to provide extra resources for home learning.

CGP GCSE AQA Design and Technology Revision Guide



This book is useful for revision notes on the content of the subject, this also has practice exam questions in which will be helpful.

You will be able to purchase these online from places like Amazon.

CGP Quiz Revision Cards



Quick short sharp questions with detailed knowledge on all the content needed for the exam as well as NEA.

You can also email Mrs Brown – alison.brown@attrust.org.uk - for more details.

GCSE Drama



Progress Review Examinations (PRE's)

What should I expect in the November Drama PRE?

Your PRE will be in line with your Section A of your written Exam, all about Missing Dan Nolan. This section of the paper is timed as 55 minutes.

You will be given a past paper and marked in accordance to last year's grade boundaries.

What topics do I need to revise for?

You need to revise and know the Missing Dan Nolan play. You also need to revise technical elements such as stage configurations, lighting, sound, costume and set design.

Questions in Section A will also require you to write about physical and vocal acting skills and how you would apply them in certain scenes or for certain lines.

All of your information is in your OCR Drama textbook.

Summer 2024

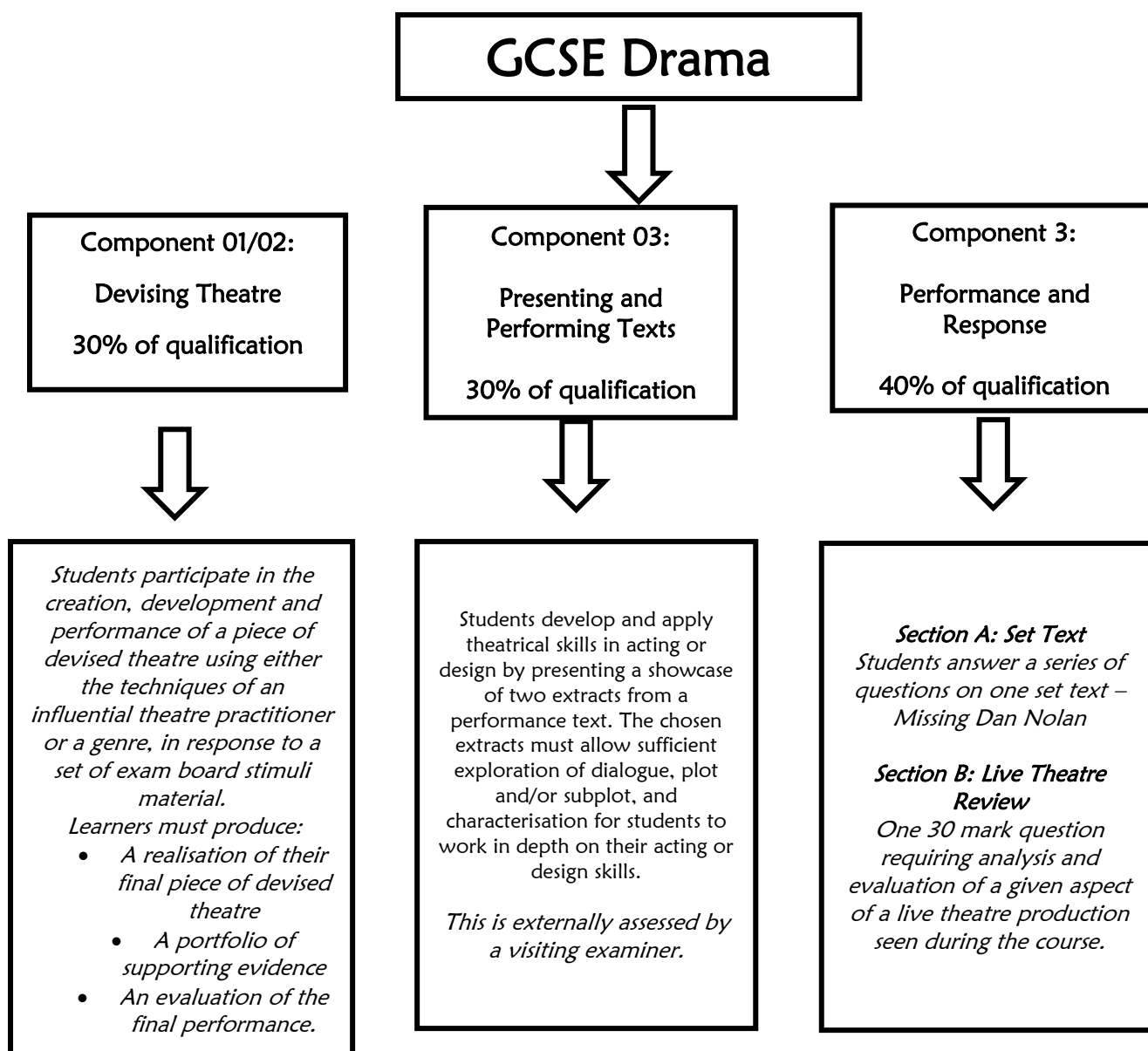
Exam Board: OCR

Date of Exam: Thursday 9th May 2024

Website link to the exam board syllabus:

<https://www.ocr.org.uk/qualifications/gcse/drama-j316-from-2016/specification-at-a-glance/>

How will I be assessed?



Recommended revision guide:

- ‘OCR GCSE’ (9-1) Annie Fox – This has been provided to you in lesson to take home

How can I prepare and fulfil my potential?

- Use all your independent class rehearsal time as productively as you can
- Ensure your note taking in lesson is as detailed as possible
- Ask questions – you aren’t going to know all the answers!
- Use the revision guide and any other materials given to you
- Keep practising questions and get used to the writing style for the exams



GCSE English Language

Progress Review Examinations (PREs)

What should I expect in the PRE?

You will be sitting GCSE English Language Paper 1.
There are no tiers and all students will sit the same paper.

Paper 1 is 8700 English Language: "Explorations in Creative Reading and Writing"

It is 1 hour and 45 minutes long and is 50% of the entire GCSE.

Section A **READING** involves an unseen literature fiction text.

There are four questions.

Section B **WRITING** involves creative writing.

There is one extended task.

24 marks are for the content of your writing and 16 marks for SPAG.

What topics do I need to revise for?

There are no specific topics involved however both papers will cover reading and writing skills.

Recommended Revision:

English can seem like a difficult subject to revise for however you need to learn, understand and to a certain extent memorise the techniques and approaches practiced in lessons so that you can answer all the questions quickly and effectively.

Revise the timings for each question, these are crucial, you do not want to spend a long time on a question worth 8 marks and only leave yourself a short amount of time for the creative writing worth 40 marks.

Learn at least two new words a week, these could be literature terms, to analyse your extract or interesting verbs and adjectives for your creative writing.

GCSE English Language

Summer 2024

Exam Board: AQA GCSE

Website link to the exam board syllabus:

<http://www.aqa.org.uk/subjects/english/gcse/english-language-8700>

How will I be assessed?

Assessment is through two final written examinations. There is no coursework mark.

Speaking and Listening is examined separately through a single test; you will be graded pass, merit or distinction however this endorsement does not contribute any marks to your final grade.

8700 English Language	
Paper 1 1 hour 45 minutes 50% <i>"Explorations in Creative Reading and Writing"</i>	
a	Section A READING An unseen literature fiction text 1x4 marks 2x8 marks 1x20 marks
b	Section B WRITING Creative writing One extended task 24 marks for content 16 marks for SPAG
Paper 2 1 hour 45 minutes 50% <i>"Writers' Viewpoints and Perspectives"</i>	
c	Section A READING An unseen non-fiction text and a literary non-fiction text 1x4 marks 1x8 marks 1x12 marks 1x16 marks
d	Section B WRITING Writing to argue or persuade One extended task 24 marks for content 16 marks for SPAG

How can I prepare and fulfil my potential?

You will be taken through every aspect of the papers and you will be given plenty of opportunities to learn techniques, strategies and ideas to help you get the best mark possible. You will be able to practice different elements in lessons and to learn how different questions are marked and assessed.

As with every subject, but especially English, the best advice is to talk to your English teacher if you feel you do not understand something. They are experts in all aspects of the examinations and will be very happy to help you. Make time to let them know when you need help – don't suffer in silence!



ENGLISH

GCSE English Literature

What should I expect in the PRE?

Your PRE examination for Literature will consist of Literature Paper 1

Section A: Macbeth

Section B: A Christmas Carol

You will have 1 hour 30 mins

The examination will feature an extract from each text and will require detailed commentary on the extract and a related question about the whole text.

The questions can relate to a character, a narrative incident, a theme or some other aspect of the text.

30 marks are available in total.

What topics do I need to revise for?

You will, of course, need to have read and understood the entire play of 'Macbeth' and revised 'A Christmas Carol'. You need to know character arcs, key quotations and key themes.

You will not have a copy of the text in the examination. You will however, have a short extract from each text in the exam.

You will need to know:

- The plot and sequence of events in the narrative
- The themes that are explored in the play/novella
- The significance of characters and their importance to the text.
- The stylistic features of the writing.
- The social and historical background

GCSE English Literature

Summer 2024

Exam Board: AQA

Website link to the exam board syllabus:

www.aqa.org.uk/subjects/english/gcse/english-literature-8702

How will I be assessed?

8702 English Literature

Paper 1 1 hour 45 minutes 40%

‘Shakespeare and the 19th Century Novel’

Section A Shakespeare’s ‘Macbeth’

The examination will feature an extract from the text and will require detailed comment on the extract and a related question about the whole text.

30 marks + 4 SPaG

Section B The 19th Century Novel ‘A Christmas Carol’

The examination will feature an extract from the text and will require detailed comment on the extract and a related question about the whole text.

30 marks

Paper 2 2 hour 15 minutes 60%

‘Modern Texts and Poetry’

Section A Modern texts ‘An Inspector Calls’

One essay title from a choice of two.

30 marks + 4 SPaG

Section B Poetry Anthology – Power and Conflict

Answer one comparative question on a named poem and one chosen from the cluster.

30 marks

Section C Unseen Poetry

Answer one question on one unseen poem and one question comparing this poem with a second unseen poem.

24 marks + 8 marks

Recommended revision guide:

Revision guides will be distributed for each paper.

Recommended online resources:

The ‘One Drive’ site has various resources which can be used. There are notes on all of the Literature texts, PowerPoints about each exam paper, past papers and exemplar answers.

BBC Bitesize also has a very useful section on all the Literature set texts.

Increasingly, YouTube has some excellent video guides to all aspects of the texts.

How can I prepare and fulfil my potential?

A range of online quizzes and detailed analysis are available on all key texts. Make revision cards to help you remember the key elements of each text. Use past exam questions to practice and embed your knowledge and understanding.



Enterprise and Marketing Overview

Exam Board: OCR

Website link to the exam board syllabus:

<https://www.ocr.org.uk/qualifications/cambridge-nationals/enterprise-and-marketing-level-1-2-j837/specification-at-a-glance/>

How will I be assessed?

The OCR Cambridge National Level 1/2 in Enterprise and Marketing consists of **TWO** course work units **plus ONE** exam unit.

Coursework	Exam
RO68 – Design a business proposal	RO67- Enterprise and Marketing concepts
RO69- Market and Pitch a business proposal	



OCR Grade Information

All assessment for the OCR qualification is based on the achievement of specified learning outcomes.

Each unit within the qualification has specified assessment and grading criteria which are given a grade. The following grades are given for each unit:

For your course work (**RO68 and RO69**) you will be given points (out of 60 for each piece of course work) which goes towards your overall grade e.g If you achieved 45 marks on RO68 (L2 Merit) and 30 marks on RO69 (L1 Distinction) you will have 75 marks overall.

RO68 and RO69 Grades (Course work)

Unit Grade						
Distinction* at L2	Distinction at L2	Merit at L2	Pass at L2	Distinction at L1	Merit at L1	Pass at L1
54	48	42	36	30	24	18

You will then achieve a grade in the exam **RO67** which is taken at the end of Y11. This will be added to your course work marks. E.g if you achieved 75 marks in total from your 2 pieces of course work and then achieved 50 marks for **RO67** (L2Pass) you would have 125 points in total.

RO67 grades (Exam)

Max Unit Uniform Mark	Unit Grade						
	Distinction* at L2	Distinction at L2	Merit at L2	Pass at L2	Distinction at L1	Merit at L1	Pass at L1
80	72	64	56	48	40	32	24

This is then added up over the **3 UNITS** for a final grade. If you carried your overall points of 125 you would achieve an overall grade of **L2 Pass**

Overall Grade

Qualification Grade							
Distinction* at L2	Distinction at L2	Merit at L2	Pass at L2	Distinction at L1	Merit at L1	Pass at L1	U
180	160	140	120	100	80	60	0

RO67- Enterprise and Marketing concepts Exam

- PRE in January
- **ACTUAL EXAM- Summer**

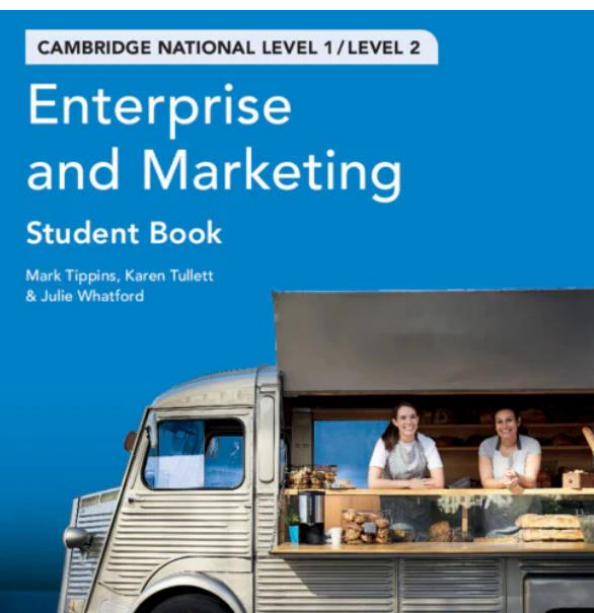
What will my paper look like?

It is a 1 hour 15 min paper with a total of 70 marks.

Section A-10 multiple choice questions

Section B- Case study on a small business - state/ explain questions worth 1 and 2 marks. One 6 marker question and one 8 marker question.

How can I prepare and fulfil my potential?



- Revise topic areas using the revision guide and workbook 'Enterprise and marketing' -this will be handed out in class.
- Complete the quizzes set on SMHW
- You will need to recap terms covered in R068 and R069 but you will also learn new topics which will be covered in the exam.
- You need to know the definitions of all the terms.
- You will also need to know the advantages and disadvantages of different methods businesses use.

GCSE GEOGRAPHY


Summer 2024

Exam Board: Eduqas B

Website link to the exam board syllabus (info on the exam):

<http://www.eduqas.co.uk/qualifications/geography/gcse-b/>

How will I be assessed?



GCSE Geography

100% Examination

3 Exams

Paper 1 worth 40%, Paper 2 is 30% and Paper 3 is 30%

Paper 1 Mon 22nd May PM - 1
Hour 45mins

- Theme 1 - Changing places - changing economies.
- Theme 2 - Changing environments.
- Theme 3 - Environmental Challenges.

- All topics - except fieldwork
- Each section ends with an 8-mark question.

Paper 2 Fri 9th June AM-
1hour 30 mins

Problem solving geography.

- Using your knowledge of Theme 1,2,3 you will have to answer questions in two sections.
- In the final section you will choose a solution and justify it (12 marks + 4 SPaG).

Paper 3 Fri June 16th PM - 1
hour 30 mins


Applied fieldwork enquiry.

- Use fieldwork skills learnt in classroom and experienced on trips.
- The third section you justify a decision about a UK issue (12 marks + 4 SPaG).


Recommended revision guide:

You will all receive one of these revision guides - it is a good starting point for any revision. →

A good book for the fieldwork element of the course is by Andy Owen and looks like this. →



Ask your teacher if you would like more information about this – or ask for some photo copied pages.

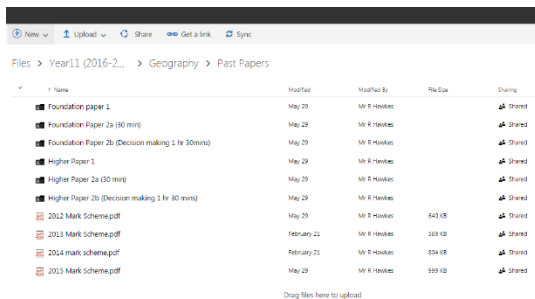


A workbook has been created for the course. You can search for it online on Amazon. →



How can I prepare and fulfil my potential?

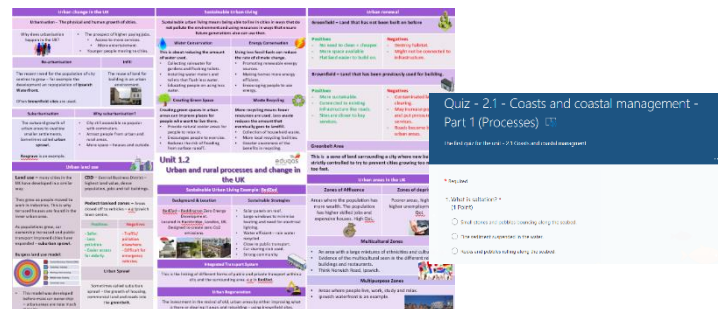
Much of what you will need can be found on the OneDrive. The key to revision is making it active i.e. actually do something with the information.



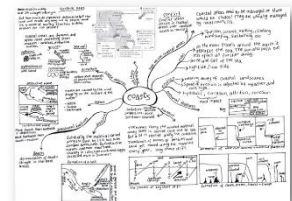
Name	Modified	Modified By	File Size	Sharing
Foundation paper 1	May 29	Mr R Hawkes		Shared
Foundation Paper 2a (30 min)	May 29	Mr R Hawkes		Shared
Foundation Paper 2b (Decision making 1 hr 30min)	May 29	Mr R Hawkes		Shared
Higher Paper 1	May 29	Mr R Hawkes		Shared
Higher Paper 2a (30 min)	May 29	Mr R Hawkes		Shared
Higher Paper 2b (Decision making 1 hr 30min)	May 29	Mr R Hawkes		Shared
2012 Mark Scheme.pdf	May 29	Mr R Hawkes	843 KB	Shared
2013 Mark Scheme.pdf	February 21	Mr R Hawkes	109 KB	Shared
2014 Mark Scheme.pdf	February 21	Mr R Hawkes	104 KB	Shared
2015 Mark Scheme.pdf	May 29	Mr R Hawkes	109 KB	Shared

- Download and attempt past exam papers from the OneDrive. The mark schemes are also there so you can check your answers as you go along. You can always bring them in to school and show them to Mr Hawkes, Mr Cole, Mr Durrant or Mrs Parkinson for any advice.

- Use the knowledge organisers and low stakes questions on sharepoint forms to help practice your key knowledge recall - remember to use Y10 and Y11 folders!



- Attempt to use the revision techniques, i.e. the Roman Room, mind mapping etc. Focus on learning and remembering the information not just writing loads down.



- Create revision flash cards to summarise key words. Use highlighters and colour to make them look attractive. You can even plaster them all over your bedroom wall.

- The best tip is for you to attend any revision sessions that Miss Kelly, Mr Hawkes, Mr Durrant or Mr Cole offer. There will be after school and holiday sessions (schedules will be distributed after Christmas).
 - Make sure you attend P6 sessions - Mr Cole has created 'topics in a page' which are great revision tools when completed.
 - The aim higher club is an excellent way to improve how you answer the longer written answers. This will run every other week with Mr Cole and Mr Durrant.



BTEC TECH Award in Health and Social Care

Course Overview: Summer 2024

Exam Board: Edexcel /Pearson

Website link to the exam board syllabus:

<http://qualifications.pearson.com/en/qualifications/btec-tech-awards/health-and-social-care.html>

How will I be assessed?

The Edexcel BTEC Level 2 First award in Health and Social Care consists of **two** coursework units **plus one** exam unit.

Coursework	Exam
Unit C1- Care Values	Unit C3- Health and wellbeing
Unit C2 – Effective communication	



BTEC Grade Information

All assessment for BTEC qualifications is based on the achievement of specified learning outcomes. Each unit within the qualification has specified assessment and grading criteria which are given a grade. The following grades are given for each unit:

Coursework points per unit				
Unclassified	Level 1 (D)	Level 2 Pass (C)	Level 2 Merit (B)	Level 2 Distinction (A)
0	9	22	29	36

Exam unit guidance link: <https://www.youtube.com/watch?v=uudmZ6udohM>

This is then added up over the 3 assessments for a **final grade**. You can only get a final grade if you have attempted ALL of the assignments and the exam.

Overall Grade	
Grade	Minimum Points Required
U	0
Level 1 (D) Level 3	58
Level 2 Pass - (C) Level 4	72
Level 2 Merit- (B) Level 5-6	95
Level 2 Distinction – (A) Level 7	105
Level 2 Distinction (A*) Level 8.5	114

Unit 3 - Health and Wellbeing

Exam in February 2024

Aim: help improve someone's health and wellbeing

Assessment: externally assessed task, in which students create a health and wellbeing improvement plan for an individual, based on a brief

Weighting: 40% of total course

To achieve this aim, your students will:

- learn what 'being healthy' means to different people
- explore the different factors that might influence health and wellbeing
- identify key health indicators and how to interpret them
- assess an individual's health using what they've learned
- create a health and wellbeing improvement plan for that person, which includes targets and recommendations of support services available
- reflect on the potential challenges the person may face when putting the plan into action.

How can I prepare and fulfil my potential?

- Revise topic areas thoroughly using the Revision Workbooks and Revision Guide (Unit 3 ONLY).
- You have to feel confident to work out the physical, intellectual, emotional and social benefits for activities related to each life stage.
- You need to know the major predictable and unexpected life events that can have a big effect on peoples' lives.
- Make sure you know how care services can help people through these changes.

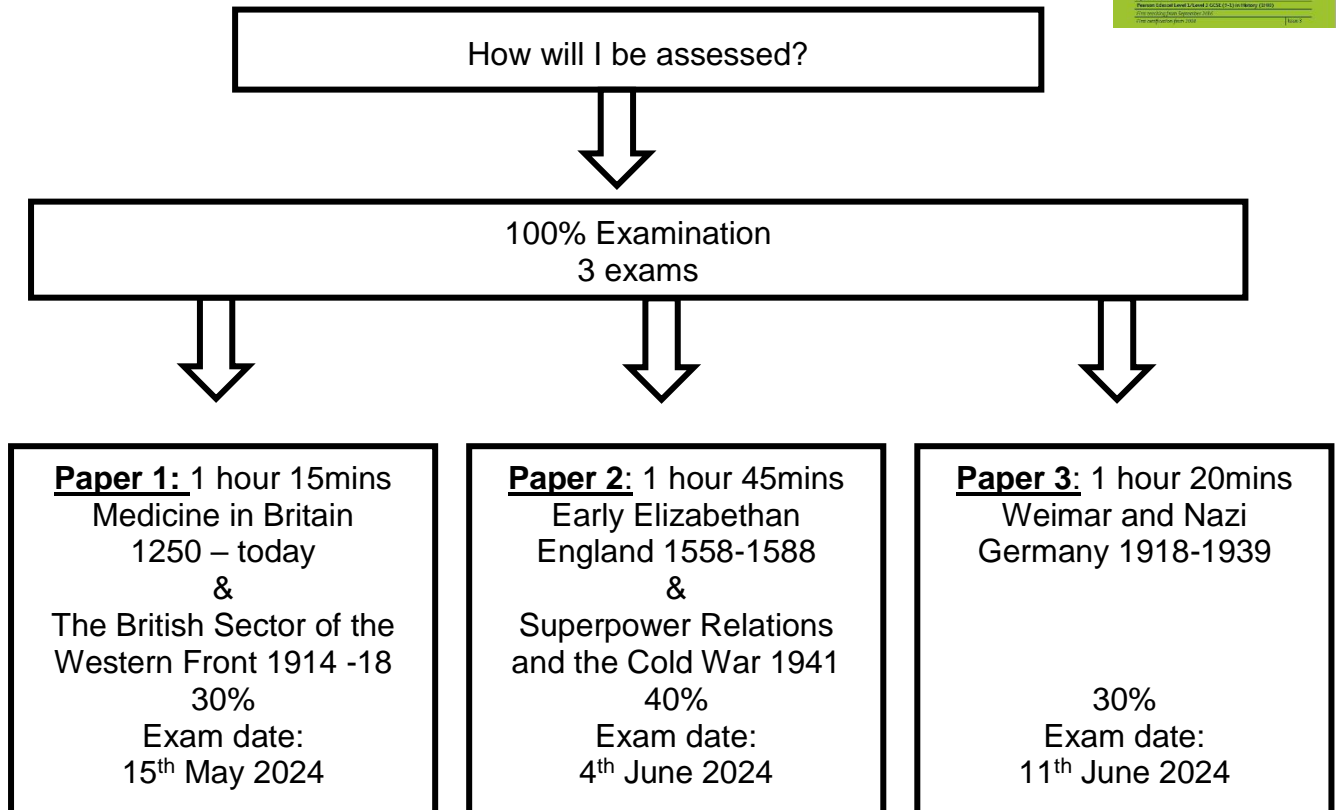
GCSE History

Summer 2024

Exam board: Pearson Edexcel


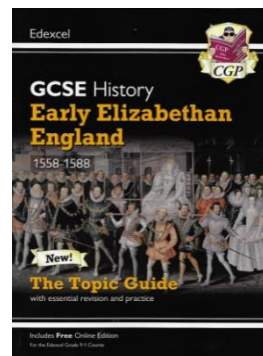


Website linked to exam board syllabus (information on the exam):

<https://qualifications.pearson.com/en/qualifications/edexcel-gcse/history-2016.html>



Revision guides:

You will all receive a copy of the four revision guides below which cover each unit of the GCSE course. They are a good starting point for your revision. Use these alongside your History folders.



How can I prepare and fulfil my potential?



The most important thing is to make sure that your revision is **active**. You need to be doing something other than simply re-reading or highlighting your notes. For example, you could use the look, copy, write, check method to create revision mind maps or revision clocks. Alternatively, you could make flashcards using the knowledge organisers from each unit to either self-quizz or to ask a friend/family member to quiz you.

Question	Answer
1. What was the Weimar Republic?	The Weimar Republic was the first German democracy, established in 1918 after the end of the First World War.
2. What were the main problems facing the Weimar Republic?	The main problems were economic instability, political extremism, and social unrest.
3. How did Hitler rise to power?	Hitler rose to power through a combination of political maneuvering and the support of the military and industrial elite.
4. What was the Nazi Party's ideology?	The Nazi Party's ideology was based on racial superiority, nationalism, and the desire for a 'New Order' in Europe.
5. What were the key events of the Nazi regime?	Key events include the Night of the Long Knives, the Holocaust, and the invasion of Poland in 1939.

You can complete practice exam questions – there are over 200 questions on the Year 11 History SharePoint, as well as past exam papers and links to every lesson you have studied in KS4. Your teacher will be happy to mark your practice questions. The SharePoint can be accessed via the academy website or you can use the direct link to the history resource below:

<https://shorturl.at/vOQ03>

You will be provided with revision packs by your class teacher which will help guide your independent revision. There are currently weekly GCSE support sessions after school every Thursday for students who want support with home learning and revision.

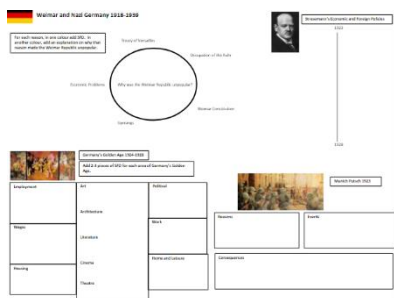
What should I expect in the PRE?

Your History PRE in January will consist of **one** exam of 1hr and 20min duration. It will be **Paper 3: Weimar and Nazi Germany 1918-1939**. You will be expected to answer six questions.

Question three is broken down into four parts and will involve you using your own knowledge to analyse the usefulness of historical sources and why historians have different interpretations about the past.

52 marks are available in total.

What do I need to revise?



You will need to study the four key topics which make up Paper 3: Weimar and Nazi Germany 1918-1939. They are: The Weimar Republic 1918-1929; Hitler's rise to power 1919-1933; Nazi control and dictatorship 1933-1939 and Life in Nazi Germany 1933-1939.

After half term you will be given specific revision activities to complete as part of your home learning. Remember to use your Germany folders from Year 10 to help you with this work.



GCSE Pod has a range of revision videos and questions to help you remember key information from all four units of your History GCSE. Your teacher will guide you to specific videos to help with your revision for the January PRE but you can log in with your academy email and revise any topic we have studied.

Level 1 / 2 Vocational Award in Hospitality & Catering Summer 2024



Subject Context

This is a level 1/2 WJEC vocational qualification technical award which is graded by Level 1 Pass, Merit, Distinction, Level 2 Pass, Merit and Distinction. This course focuses on the Hospitality and Catering industry. Students learn how businesses operate in the Hospitality and Catering Industry and also consider the wider provisions of the industry. The qualification has two units, the controlled assessment ending with a cooking practical exam and the written exam in the summer.

What exam knowledge do I need?

You must make sure you revise the learning objectives from unit 1, including:

- ✓ **Understand the environment in which hospitality and catering providers operate**
 - The structure of hospitality and catering industry
 - Job requirements within the hospitality and catering industry
 - The working conditions of different job roles across the hospitality and catering industry
 - Factors affecting the success of hospitality and catering providers
- ✓ **Understand how hospitality and catering provisions operate**
 - The operations of the kitchen and front of house
 - How provisions meet customer requirements
- ✓ **Understand how hospitality and catering provisions meets health and safety requirements**
 - Personal safety responsibilities in the workplace
 - Risks to personal safety
 - Personal Safety control measures for hospitality and catering provisions
- ✓ **Know how food can cause ill health**
 - Food-related causes of ill health
 - The role and responsibilities of the EHO
 - Food safety legislation
 - Common types of food poisoning and symptoms of food-induced ill health
- ✓ **Be able to propose a hospitality and catering provision to meet a specific requirement**
 - Options for hospitality and catering provisions
 - Recommendations for hospitality and catering provisions

You must also revise the key terms and make sure you are confident with these before the PRE.

Level 1 / 2 Vocational Award in Hospitality & Catering

2023-2024 Exams/Assessments

Exam Board: WJEC

Website Link to Exam Board Syllabus:

https://www.wjec.co.uk/qualifications/level-1-2-vocational-award-in-hospitality-and-catering/#tab_keydocuments

How is Hospitality & Catering Assessed?

Unit 1: The Hospitality and Catering Industry (40%)

This exam covers all the topics studied in unit 1. It is 1 hour and 20 mins long and worth 80 marks. Through the next few months you must make sure you practice answering the 8 mark questions so that you can achieve full marks in this.

Unit 2: Hospitality and Catering in Action (60%)

Your controlled assessment and practical cooking exam are worth 60% of your grade. You must make sure all objectives have been achieved to gain a high level in this part of the course. You must carefully consider the assignment brief and related your coursework back to this.

In your cooking exam you will be expected to produce 2 dishes including any sides in 3 hrs. These must show at least three preparation skills and three cooking skills and are chosen in your coursework. To gain higher grades you must show high skills and produce high quality dishes.

When are the Final Assessments Taking Place?

All students will need to complete Unit 1 and Unit 2.

The controlled assessment (unit 2) is beginning this term in year 11, the deadline for this controlled assessment is the practical cooking exam in late February 2024 (date to be confirmed).

Date tbc Feb 2024	11B (Mrs Ewers)	Unit 2: CA Deadline & Practical Cooking Exam	8:30	5hrs
Date tbc Feb 2024	11D (Mrs Brown)	Unit 2: CA Deadline & Practical Cooking Exam	8:30	5hrs
Date (draft) TBC- Thursday 20th June	11B & 11D	Unit 1 : Final Written Exam	tbc	1hr20

Support and Advice

You are encouraged to communicate with your teacher regularly. You should be completing a number of revision tasks, include those set on SatchelOne to ensure you are best prepared for both units. For support and advice, please email sadie.ewers@attrust.org.uk or alison.brown@attrust.org.uk



Cambridge National OCR iMedia

Progress Review Examinations

What should I expect in the PRE?

Your PRE will be just like the exam you will sit in January 2023. It will have a mixture of short answer questions, drawing questions and extended writing questions. The paper will be 75 minutes long and will be marked out of 60.

Students will be expected to match or exceed their target grade by achieving: -

A*	L2D*	90%	54	D	L1D	50%	30
A	L2D	80%	48	E	L1M	40%	24
B	L2M	70%	42	F	L1P	30%	18
C	L2P	60%	36				

What topics do I need to revise for in the PRE?

The PRE will cover all of the topics for your exam in January, so you should be revise the following areas:

Understand the purpose and content for pre-production: the purpose and uses for mood boards, mind maps, visualisation diagrams, storyboards, scripts, the content of mood boards, mind maps, visualisation diagrams, storyboards, scripts

Plan pre-production: (interpret client requirements for pre-production, identify timescales for production based on target audience and end user requirements, how to conduct and analyse research for a creative digital media product, produce a work plan and production schedule, the importance of identifying the target audience and how they can be categorised, the hardware, techniques and software used, the health and safety considerations when creating digital media products, legislation regarding any assets to be sourced, how legislation applies to creative media production

Produce Pre-Production: Create a mood board, mind maps, visualisation diagrams or storyboards, analyse a script, recall the properties and limitations of file formats (still images, audio, moving images), use suitable naming conventions, identify appropriate file formats needed to produce pre-production documents and final products in line with client requirements

Review Pre-Production Documents: review pre-production documents and identify areas for improvement

Cambridge National OCR iMedia

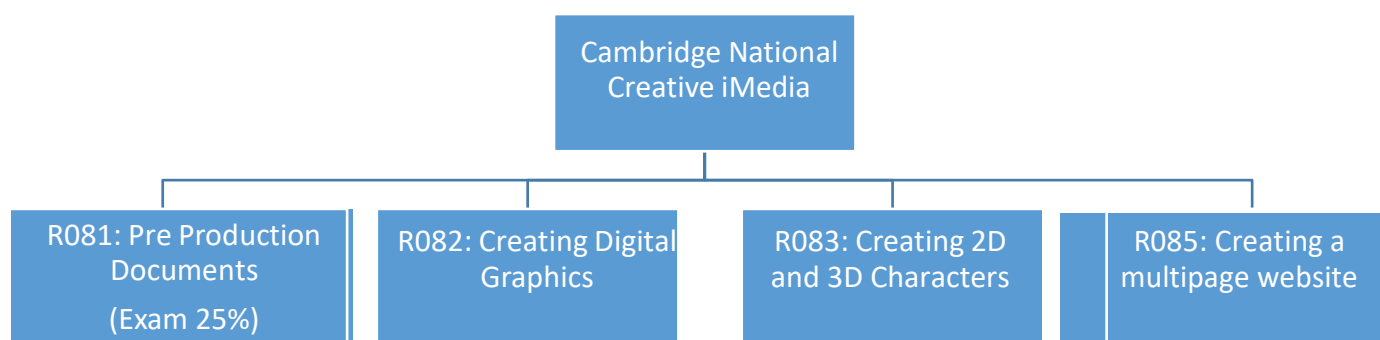
Summer 2024

Exam Board: OCR

Website Link to Exam Board Syllabus:

<http://www.ocr.org.uk/qualifications/creative-imedia-level-1-2-award-certificate-j807-j817/>

How will I be assessed?



Recommended Revision Guide:

A revision guide can be purchased here

https://wordery.com/my-revision-notes-ocr-nationals-in-creative-imedia-l-1-2-kevin-wells-9781471886683?currency=GBP>rck=VEQyRDIWWUNMWGZ0eXpvenBpOGZuSCtNdW9sUEY1TTRRdGnRRitBa1ZaQUFFV3I4dEpvVjQ5SDNmaEhrV3Vrb0hVbWJCa25hdWIUZjdZWEluNTRwaFE9PQ&gclid=EAlaIQobChMIofXQ4afZ1gIVg7ftCh0HLgHbEAYYASABEgICY_D_BwE

A hardcopy of The Westbourne Guide (which has been downloaded over 5000 times nationally) will be given to all students and will also be available electronically.

Recommended Online Resources:

<http://www.creativebloq.com/graphic-design/mood-boards-812470>

<http://www.videomaker.com/free-reports>

<http://www.digitoolkit.com/file%20formats.pdf>

<http://www.videomaker.com/how-to/pre-production>

➤ Your teacher will provide you with a range of other online resources in your lessons.

How Can I Prepare and Fulfil My Potential?

Your teacher will give you detailed guidance on exam technique and how to maximise marks in your assessment areas. Listen carefully and apply the techniques you are taught.

Ask your teacher if you are not sure of anything or require additional input with revision techniques.

Mathematics

Progress Review Examinations (PRE's)

What should I expect in the PRE?

11X1/Y1 and some students in 11X2/Y2 will be completing the higher paper.

Some students in 11X2/Y2 and 11X3/Y3 and 11X4/Y4 will be completing the foundation paper.

For each exam, you will need a pen, pencil, ruler, rubber, compass, and protractor and a Casio CLASSWIZ scientific calculator for paper 2 and paper 3.

Each exam lasts 1 hour and 30 minutes.

What topics do I need to revise for?

In both exam papers, all aspects of Maths are assessed:

- Number
- Algebra
- Shape
- Ratio Proportion
- Data
- Using and applying skills

You need to ensure that you understand the following elements:



FOUNDATION PAPER	HIGHER PAPER
<ul style="list-style-type: none"> • Addition • Multiplication • Multiplicative laws • Division • Subtraction • Decimals • Fractions • Simultaneous equations • Prime Numbers • Square Roots • Percentages • Indices • Ratio • Proportion • Solving equations • Manipulating algebraic expressions • Inequalities • Factorising 	<p>All of the Foundation elements, plus</p> <ul style="list-style-type: none"> • Cumulative Frequency • Histograms. • Tree Diagrams • Stratified Sampling • Trigonometry. • Vectors. • Standard Form. • Direct and Inverse Proportion • Quadratic Equations and formula • Completing the square • Simultaneous Equations • Algebraic Proof. • Expand the products of two or more binomials • Composite functions • Deduce turning points from completing the square

<ul style="list-style-type: none"> • Expanding • Coordinates • Angles • Symmetry • Pythagoras • Perimeter and Area of all shapes • Volume • Loci • Bearings • Conversions • Averages • Bar charts and Pictograms • Pie charts • Scatter Diagrams • Venn Diagrams • Two way tables • Probability • Stem & leaf Diagrams • Linear and Quadratic Graphs • Enlargements and Transformations • Similarity and Congruence • Standard form • Vectors (just basic) • Trigonometry • Factorising quadratics • Laws of indices • Direct/Indirect proportion • Simultaneous equations • Lengths of arcs and Areas of sectors • Tree diagrams • Density • Fractional enlargement • Compound and Reverse percentages 	<ul style="list-style-type: none"> • Estimate gradients of graphs and find the area under the graphs • Geometric progression of surds and sequences • Conditional probability and venn diagrams • Nth term of quadratic sequences
--	---

THIS IS JUST A SAMPLE OF TOPICS - ALL TOPICS ARE ASSESSED IN THE MATHS EXAMS

You need to ensure that you revise the topics which you find difficult.

- Ask your teacher if you are unsure.

Summer 2024

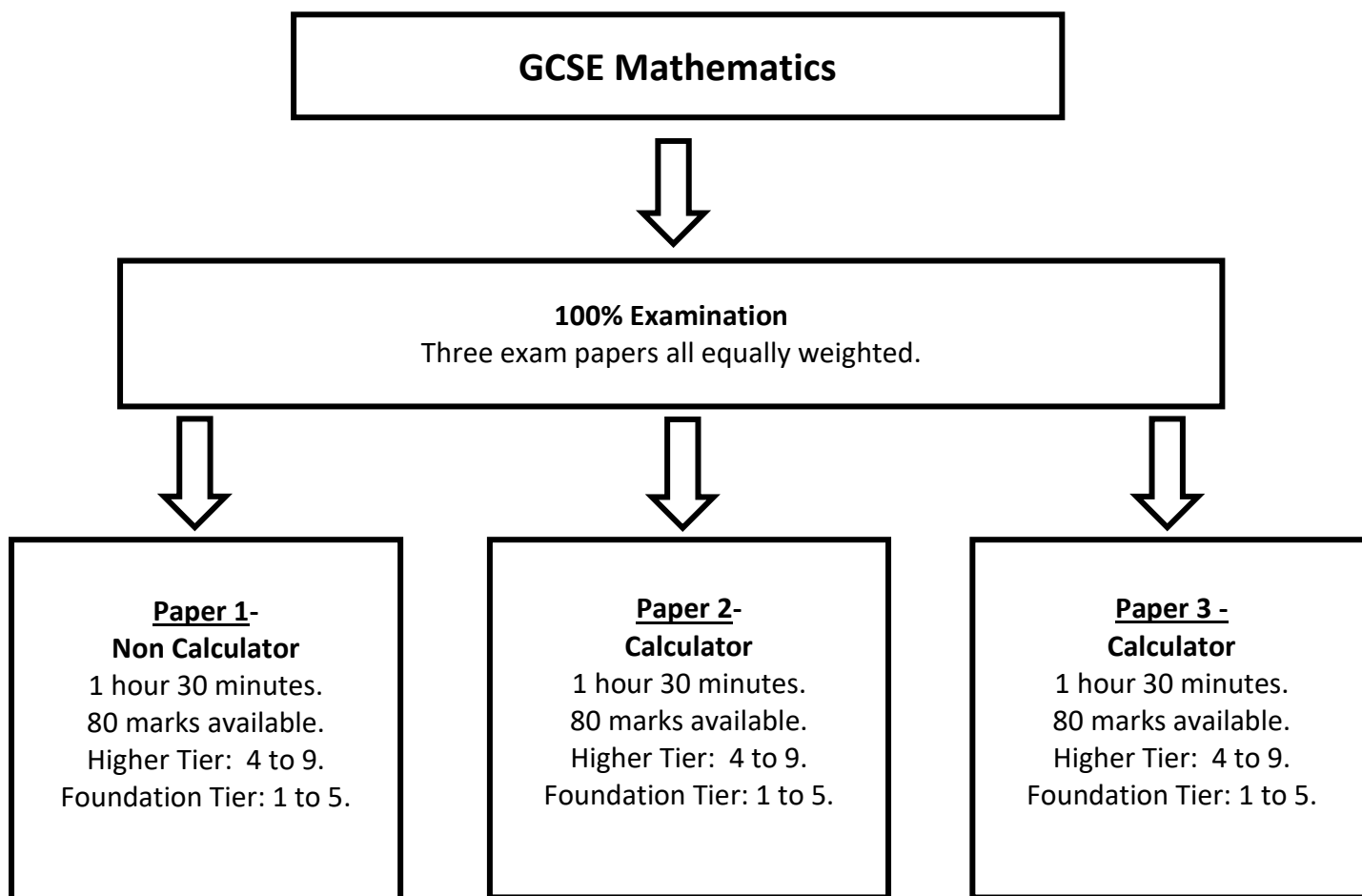


Examination board

At Westbourne we will be using the Edexcel GCSE Mathematics specification (9-1).

For full details visit the Edexcel website: <http://qualifications.pearson.com>

How will I be assessed?



Recommended revision guide:

Revise Edexcel GCSE mathematics (9-1) Linear Revision Guide. (Higher/ Foundation).

Recommended online resources:

<http://www.mathsgenie.co.uk>

<http://www.onmaths.com>

<http://www.mathswatch.co.uk/>

Use the 'MathsWatch' website to revise topics watching video clips and completing the questions. See your teacher if you are not sure of your login details.

How can I prepare and fulfil my potential?

Ensure you complete all homework including any past papers which are set.



GCSE Music

Progress Review Examinations (PRE's)

What should I expect in the PRE?

Your PRE will be:

Appraising

Written examination: 1 hour 15 minutes (approximately)

40% of qualification

96 marks

What topics do I need to revise for?

Understanding of musical elements, musical contexts and musical language.

Musical Elements

- melody
- harmony
- tonality
- form and structure
- dynamics
- sonority
- texture
- tempo
- rhythm
- metre

Musical Contexts

- the purpose and intention of composers, performers and those who commission music
 - the effect of the occasion, audience and choice of venue on the way music is composed and performed
 - how music is created, developed and performed in different social, historical and cultural contexts
- Musical Language
- reading and writing treble and bass clef staff notation in simple time
 - reading treble and bass clef staff notation in compound time
 - roman numerals for chords I, ii, iii, IV, V and vi in a major key
 - contemporary chord symbols for chords within a major key e.g. C, Dm, Em, F
 - G(7) and Am
 - reading and writing key signatures to four sharps and flats
 - musical vocabulary related to areas of study

Area of Study 1: Musical Forms and Devices

In this area of study, learners place music within a broad historical context. However, it is not expected that they develop a detailed chronology of music aside from an awareness of the principal features of Baroque, Classical and Romantic music. The area of study focuses on understanding structural forms and devices across a variety of genres and styles from the Western Classical Tradition 1650-1910.

- **Badinerie by J.S.Bach for Flute and String Orchestra with Harpsichord (Final movement, Orchestral Suite No.2 in B minor, BWV 1067)**

Area of study 2: Music for Ensemble

Develop understanding of sonority and texture, including instrumental and vocal groupings as appropriate to their context. Through listening to and/or performing examples from chamber music, musical theatre, jazz and blues, learners will study texture, including how composers combine musical lines.

Area of study 3: Film Music


Develop an understanding of film music including the use of timbre, tone colour and dynamics for effect through listening to and/or performing examples of film music.

Area of study 4: Popular Music

Develop an understanding of popular music: pop, rock and pop, bhangra and fusion (of different styles). This area of study includes one prepared extract which learners must study in depth.

- **Africa: Toto (released 1982)**

Recommended Revision:



Eduqas Music Student book revised edition available from Amazon

Useful Websites:

<https://app.memrise.com/course/257677/music-vocabulary/>

This website helps with vocabulary needed for the listening exam and is free to join. Create a log in giving an email address and creating a username for yourself and you can go through online lessons and then test yourself at the end.

<https://www.bbc.com/bitesize/subjects/zpf3cdm>

Divides music in to sections such as theory, listening etc. Gives lessons and then revision tests for you to complete.

Africa by Toto revision

<https://www.youtube.com/watch?v=KBS1vxd06C4>

Bach Badinerie revision

<https://www.youtube.com/watch?v=PkpxRFBpH2c>

GCSE Music

Summer 2024

Exam Board: Eduqas

Website link to the exam board syllabus:

https://www.eduqas.co.uk/qualifications/music-gcse/#tab_keydocuments

How will I be assessed?

Below are the assessment objectives for this specification. Learners must demonstrate their ability to:

AO1 - Perform with technical control, expression and interpretation

AO2 - Compose and develop musical ideas with technical control and coherence

AO3 - Demonstrate and apply musical knowledge

AO4 - Use appraising skills to make evaluative and critical judgements about music

The table below shows the weighting of each assessment objective for each component and for the qualification as a whole.

	AO1	AO2	AO3	AO4	Total
Component 1	30%	-	-	-	30%
Component 2	-	30%	-	-	30%
Component 3	-	-	20%	20%	40%
Overall weighting	30%	30%	20%	20%	100%

How can I prepare and fulfil my potential?

Create Spider Diagrams on each Set Works for Toto and Bach making sure you know the song well as you will NOT be played the piece in the exam. You will be asked questions on it and will have to answer them from memory!



BTEC TECH AWARD LEVEL 1/2 IN SPORT

How will I be assessed?

HOW IS EACH COMPONENT IS ASSESSED?

3 Components must be completed

- **COMPONENT 1 (30%)**
- **COMPONENT 2 (30%)**



Pearson
Set Assignments

Content delivered through theory and practical lessons. Within the assessment window, a vocational context will be provided, where you be asked to apply your knowledge and understanding to the scenario.

- **COMPONENT 3 (40%)**

Exam



COMPONENT 1 – Pearson Set Assignment

PREPARING PARTICIPANTS TO TAKE PART IN SPORT AND PHYSICAL ACTIVITY

Learning outcomes:

- Explore types and provision of sport and physical activity for different types of participant.
- Examine equipment and technology required for participants to use when taking part in sport and physical activity.
- Be able to prepare participants to take part in sport and physical activity.



COMPONENT 2 – Pearson Set Assignment

TAKING PART AND IMPROVING OTHER PARTICIPANTS SPORTING PERFORMANCE

Learning outcomes:

- Understand how different components of fitness are used in different physical activities.
- Be able to participate in sport and understand the roles and responsibilities of officials.
- Demonstrate ways to improve participants sporting techniques.





COMPONENT 3 - Exam

FITNESS FOR SPORT AND EXERCISE

Demonstrate knowledge and understanding of the following:

- Physical components of fitness.
- Skill components of fitness.
- Fitness testing.
- Training methods.
- Principles of training.
- Explain how the above will work together to improve performance, participation and enjoyment in sport and physical activity.



GCSE Photography

Controlled Assessments (CA's)

What should I expect in the CA?

Your CA in December will be 10 hours long in total and spread over two days. You will have the opportunity to create a final response which showcases your skills and understanding and concludes your sustained coursework themed project. This should be your best final response; it is worth 24 marks out of 96 and will be judged on the quality of the photographs included, along with the editing and development of the work and how successfully the final response demonstrates connections to your ideas and realises your intentions outlined within your project.

What do I need to have achieved before the CA?

You need to make sure that you have completed the following in the lead up to your CA

- An initial mind map or mood board to explore your chosen theme in the broader sense.
- A range of personal photoshoots that explore your theme and link to your ideas. Each photoshoot should consist of at least 25 skilful photographs demonstrating that you have a secure knowledge of camera techniques. These photographs must be taken purposely for this project and not be pre-existing from other projects.
- Contact sheets should be fully analysed explaining the purpose and the ideas behind your photoshoots, along with descriptions of any technical aspects of the shoot carried out.
- Research pages for a range of photographers or other sources of inspiration (films, books, newspaper articles- anything relevant to the theme) that connect and inspire your ideas.
- Ideas (images) that have been edited and show development and a connection to the theme (with evidence of how they have been created)
- At least two ideas for a possible final response

GCSE Photography

Summer 2024

Exam Board: AQA

Website Link to Exam Board Syllabus:

<https://www.aqa.org.uk/subjects/art-and-design/gcse/art-and-design-8201-8206>

HOW AM I ASSESSED?

COMPONENT 1: Portfolio

Component 1 is worth 60% of your final GCSE grade and is out of 96 marks.

It consists of the work produced in Year 10 and at the start of Year 11.

The deadline for Component 1 will be early-mid January 2024.

COMPONENT 2: Externally Set Assignment (ESA)

Component 2 is worth 40% of your final GCSE grade and is out of 96 marks.

Component 2 should begin early-mid January 2024.

AQA will provide a separate externally set assignment with different starting points. Students must select and respond to a starting point of their choice.

Students will be given a preparation period during which they will develop ideas, experiment and take photographs as before for Component 1. This period is followed by 10 hours of supervised unaided work in which students are required to realise their intentions on their own under exam conditions. Students will not be able to undertake any further preparatory studies once the controlled assessment begins.

How you are assessed for each Component:

You will need to provide evidence for four assessment objectives for both Component 1 and Component 2. They are as follows:

- **AO1: Develop ideas through investigations, demonstrating critical understanding of sources.**
- **AO2: Refine work by exploring ideas, selecting and experimenting with appropriate media, materials, techniques and processes.**
- **AO3: Record ideas, observations and insights relevant to intentions as work progresses.**
- **AO4: Present a personal and meaningful response that realises intentions and demonstrates understanding of visual language.**

Each of these objectives are equally weighted and worth 25% each of the overall mark for that component.

How Can I Prepare and Fulfil My Potential?

Component 1: Portfolio

To meet the January Portfolio deadline, you need to complete all coursework to the best of your ability. You have had verbal and written feedback on how to develop your work. There is an expectation that you will complete work outside of lesson at lunchtimes, after school sessions and at home.

Component 2: Externally Set Assignment (ESA)

This project is worth 40% of your final grade and is very important.

The time frame in which to create work is small but a lot can be achieved if you are organised and prepared to work hard. When you are issued with the exam paper you will be supported with resources that you can access on line. Your teacher will track your progress by having regular deadlines to keep you focused. You will be given feedback to enable you to develop your work and be ready to create ideas, which will lead to you producing your strongest final response which you will produce in exam conditions over 10 hours during which you will have no access to the internet. At the point at which you start your exam, your folder work for the ESA will remain in school and you will no longer be able to make improvements or changes to those pages of work.


GCSE Religious Studies

Progress Review Examinations (PRE's)

What should I expect in the PRE?

Your RS PRE will be based upon the content for Component One (Christianity and Judaism).

The PRE will be one exam of 1 hour and 45 minutes duration. Four questions must be answered in total (25 minutes per question).

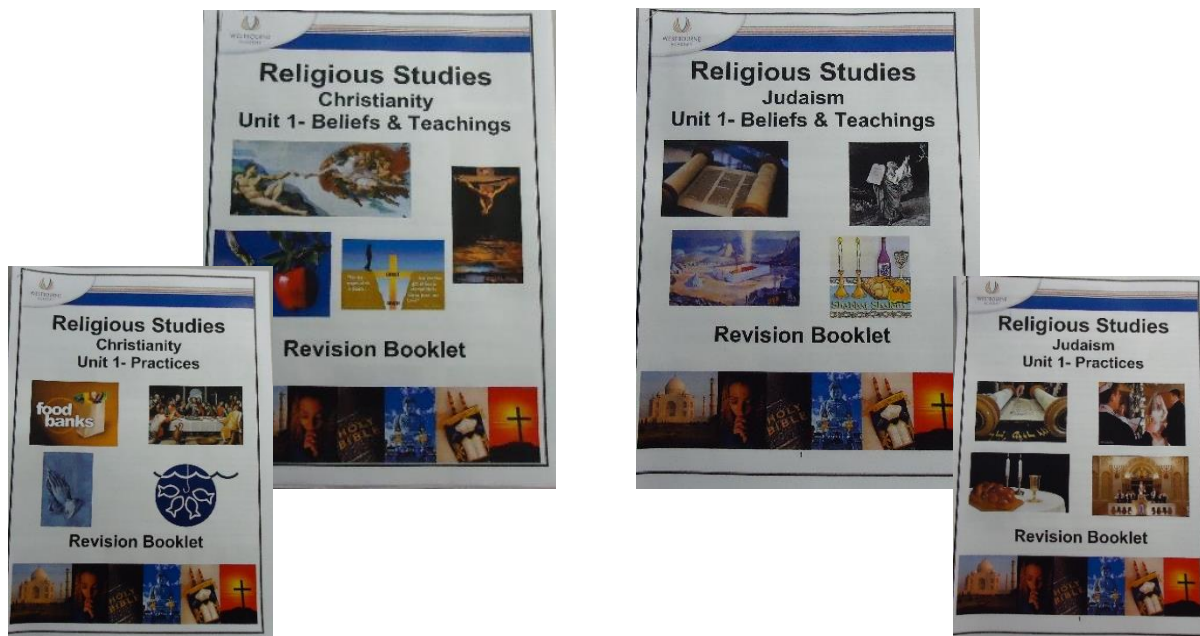


What topics do I need to revise for?

You need to revise the four units that we have studied for Component 1: The study of religions (Christianity and Judaism) beliefs, teachings and practices:

- Christianity – Beliefs and Teachings
- Christianity – Practices
- Judaism – Beliefs and Teachings
- Judaism - Practices

Use your revision cards/revision clocks & practice questions to assist with your revision.



GCSE Religious Studies

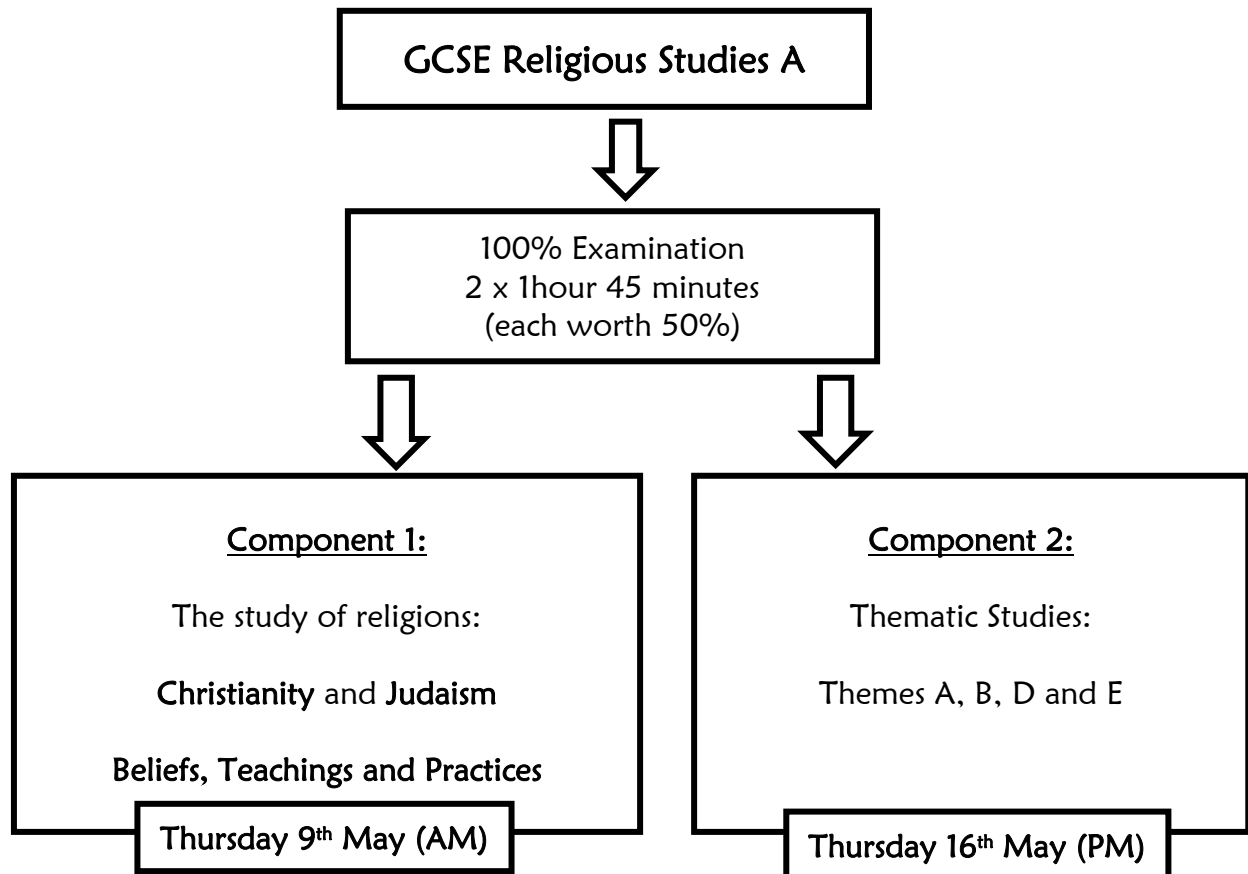
Summer 2024

Exam Board: AQA

Website link to the exam board syllabus:


<http://www.aqa.org.uk/subjects/religious-studies/gcse/religious-studies-a-8062>

How will I be assessed?



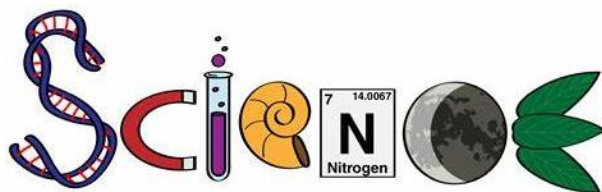
Recommended revision guide:

Component 1 and 2 revision guides provided by Mr Clarke in class. Every GCSE RS student has been provided with the Oxford AQA Religious Studies revision guide which contains a range of useful activities and practice questions for both components, should you choose.



How can I prepare and fulfil my potential?

Make revision cards using the methods already taught to you. Use the revision booklets, clocks and past exam questions to practice and embed your knowledge and understanding. Please ask for any help/support if you require it!



GCSE Combined Science: Trilogy (8464)

Progress Review Examinations (PREs)

What can I expect in the PRE:

The three PREs will consist of past papers of Biology Paper 1, Chemistry Paper 1 and Physics Paper 1.

The questions will be a mix of multiple choice, structured, close short answer and open response.

You will sit either the Higher (Grades 4-9) or Foundation (Grades 1-5) Tier for all papers:

- (i) Higher Tier (3 x 75-minute papers)
- (ii) Foundation Tier (3 x 75-minute papers)

What topics do I need to revise?

BIOLOGY	CHEMISTRY	PHYSICS
Cell Biology	Atomic structure and the Periodic Table	Energy
Organisation	Structure and Bonding	Electricity
Infection and Response	Quantitative Chemistry	Particle model of matter
Bioenergetics		Atomic structure
	Chemical Changes	
	Energy Changes	

Use your exercise books, revision guide and GCSEpod to help with your revision.

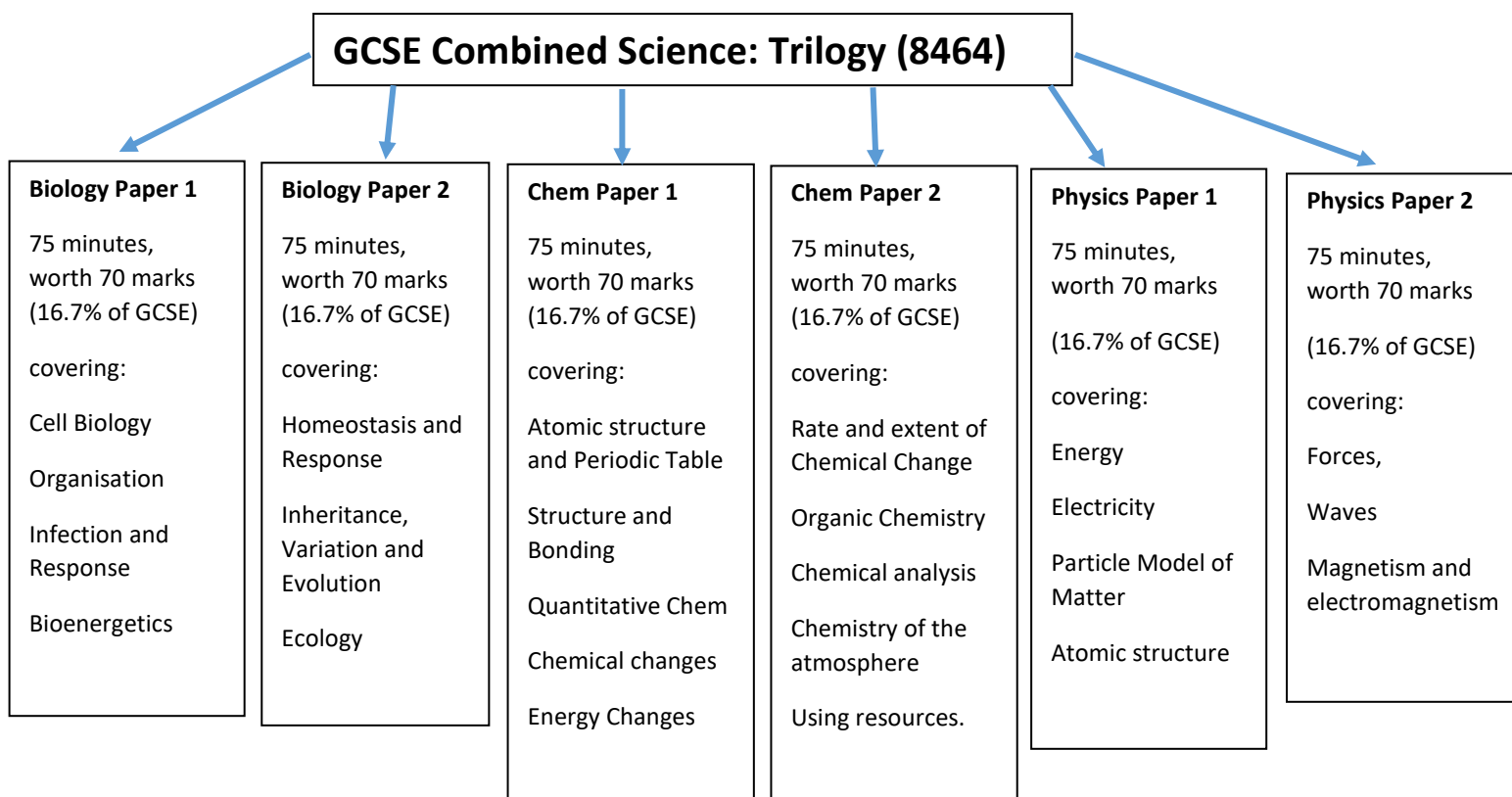
GCSE Combined Science Trilogy (8464)

Exam Board: AQA

Website link to the exam board syllabus:

<http://filestore.aqa.org.uk/resources/science/specifications/AQA-8464-SP-2016.PDF>

How will I be assessed:



Recommended revision guide. (all students have been provided with a copy of this)

CGP GCSE Combined Science for AQA (Grade 9-1)

The Revision Guide Higher or Foundation Level

ISBN 978 1 78294 559 8

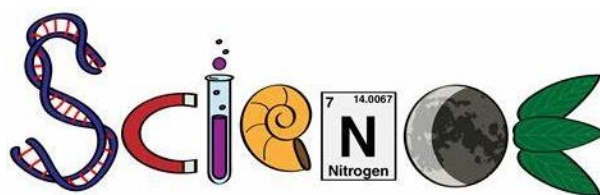
Recommended online resources.

<http://www.bbc.co.uk/schools/gcsebitesize/>

<https://www.youtube.com/c/Freesciencelessons>

How can I prepare and fulfil my potential?

- (i) Make revision cards for each scientific topic with the main key words and summary points.
- (ii) Use GCSEpod to brush up on knowledge and test yourself
- (iii) Your teacher will give you advise on exam technique and how best to tackle the final papers.



GCSE Triple Science

Progress Review Examinations (PREs)

What can I expect in the PRE:

The three PREs will consist of past papers of Biology Paper 1, Chemistry Paper 1 and Physics Paper 1.

The questions will be a mix of multiple choice, structured, close short answer and open response.

You will sit either the Higher (Grades 4-9) or Foundation (Grades 1-5) Tier for each paper:

- (i) Higher Tier (3 x 105-minute papers)
- (ii) Foundation Tier (3 x 105-minute papers)

What topics do I need to revise?

BIOLOGY	CHEMISTRY	PHYSICS
Cell Biology	Atomic structure and the Periodic Table	Energy
Organisation	Structure and Bonding	Electricity
Infection and Response	Quantitative Chemistry	Particle model of matter
Bioenergetics		Atomic structure
	Chemical Changes	
	Energy Changes	

Use your exercise books, revision guide and GCSEpod to help with your revision.

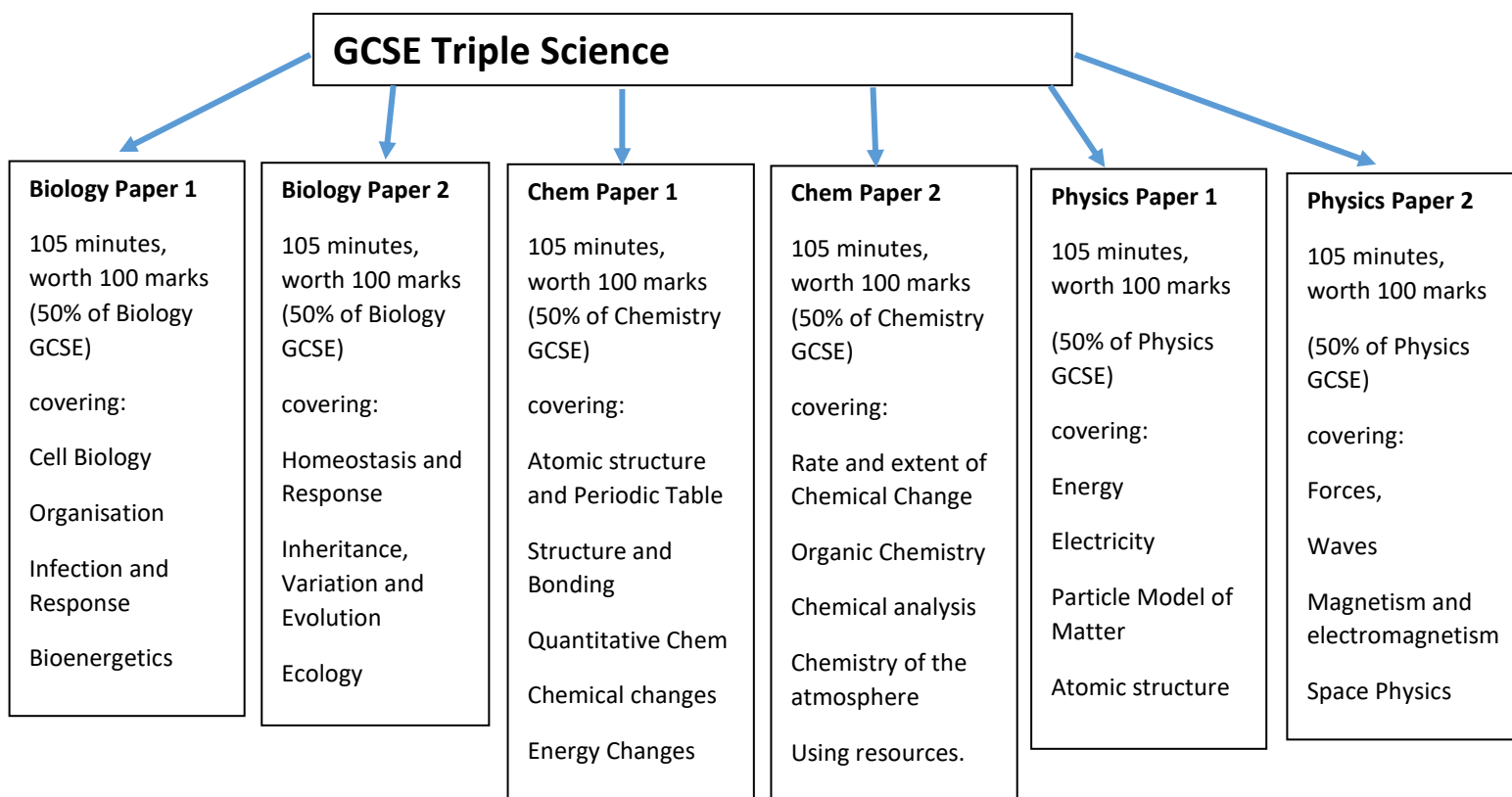
GCSE Triple Science

Exam Board: AQA

Website link to the exam board syllabus:

<https://www.aqa.org.uk/subjects/science/gcse>

How will I be assessed:



Recommended revision guide.

All students have been provided with a copy of the Biology, Chemistry and Physics revision guide.

Recommended online resources.

<http://www.bbc.co.uk/schools/gcsebitesize/>

<https://www.youtube.com/c/Freesciencelessons>

How can I prepare and fulfil my potential?

- (i) Make revision cards for each scientific topic with the main key words and summary points.
- (ii) Use GCSEpod to brush up on knowledge and test yourself
- (iii) Your teacher will give you advise on exam technique and how best to tackle the final papers.



GCSE Spanish PRE

What should I expect?

You will complete papers assessing all four skill areas (Listening, Speaking, Reading and Writing). Remember that each skill is equally weighted (25%) and it is, therefore, important to prepare carefully for each exam.

You will take a shortened version of the Speaking exam on Tuesday, 5th December:

- Role play and one topic of conversation (chosen by you)

You will take a full version of the Speaking exam 1 – 2 months before your actual test so you know exactly what to expect and how to improve:

- Role play
- Picture card
- Two topics of conversation (you choose one of them)

You should revise for the Speaking exam by learning the answers you prepare for Theme 1 (learn these over October half term), Theme 2 (learn these over the Christmas break) and Theme 3 (learn these over February half term). You will make a set of flashcards in class.

You are already familiar with the format of the Listening, Reading and Writing papers as we do these tasks regularly in lessons.

What topics do I need to revise?

Use Languagenut, as directed by your teacher (for homework) but also any time you want to do some extra practice. If you cannot remember your login, speak to your teacher!

Use Linguascope Intermediate (www.linguascope.com username = westbourne, password = homework1). You can also use Linguascope Beginner to review the basics.

You will also be given a revision guide in October after half term.



Information for Candidates

Information About You and How We Use It

You have entered general or vocational qualifications such as GCSE, A-level, functional skills qualifications etc with one or more of the awarding bodies listed above. In order to be able to provide examinations and assessments, the awarding body needs to collect and use information about you. This notice provides you with a high level summary of the information the awarding body is required by law to give you about what happens to that information. For more detail see each awarding body's full Privacy Notice:

AQA	https://www.aqa.org.uk/about-us/privacy-notice
CCEA	https://ccea.org.uk/legal/privacy-notice
City & Guilds	https://www.cityandguilds.com/help/help-for-learners/learner-policy
NCFE	https://www.ncfe.org.uk/legal-information
OCR	https://www.ocr.org.uk/about/our-policies/website-policies/privacy-policy/
Pearson	https://qualifications.pearson.com/en/about-us/qualification-brands/gdpr.html
WJEC	https://www.wjec.co.uk/home/privacy-policy/

Who we are and how to contact us

Each awarding body is a separate organisation. Your school or examination centre will be able to confirm to you which awarding body is delivering each qualification you are undertaking and you will receive a statement confirming what qualifications you have been entered for and which awarding body. You will find links to each awarding body's website and information on how to contact them here: <https://www.jcq.org.uk/contact-our-members/>

Information about you and from where it is obtained

Each awarding body whose qualifications you enter will need to use a variety of information about you. This includes obvious identification details such as your name, address, date of birth and your school or examination centre. It also includes information about your gender, race and health, where appropriate. This information is provided by you or your parents/guardians and/or by your school or examination centre.

Each awarding body will create certain information about you such as a candidate number, examination results and certificates.

You will find further information about this in the awarding bodies' full Privacy Notice (see links above) or by contacting the awarding body (see above).

What happens to the information about you

The awarding bodies use the information about you to deliver the examinations and assessments which you have entered. This includes making a variety of arrangements for you to sit the examinations or assessments, marking, providing you and your school or centre with results and certificates. The awarding bodies also use some of the information about you for equality monitoring and other statistical analysis.

The awarding bodies may share information about your results with official bodies such as the Department for Education and the examinations regulators (e.g. Ofqual in England) and also relevant local authorities and the Universities and Colleges Admissions Service (UCAS). An awarding body may also use information about you to investigate cheating and other examination malpractice and will share information about malpractice with other awarding bodies.

The awarding bodies take the security of the information about you that they hold seriously.

You will find further, technical information about what the awarding bodies do with information about you, why and the legal basis in the awarding bodies' full Privacy Notice, which can be accessed here (see links on page one) or by contacting the awarding body (see above).

Your rights

The law gives you a number of rights in relation to the information about you that the awarding bodies hold. Those rights are:

- Access – you are entitled to ask each awarding body about the information it holds about you.
- Rectification – you are entitled to ask each awarding body to correct any errors in the information that it holds about you.
- Erasure – in certain circumstances you are entitled to ask each awarding body to erase the information about you that it holds.
- Object to or restrict processing – in certain circumstances you are entitled to ask each awarding body to stop using information about you in certain ways.
- Complain – you are entitled to complain to the Information Commissioner (the body regulating the use of personal information) about what each awarding body does with information about you.

You will find further information about your rights in relation to information about you in the awarding bodies' full Privacy Notice, which can be accessed here (see links on page one) or by contacting the awarding body (see above).

How long the information about you is held

Each awarding body retains information about you only for as long as it is needed. Some of the information is needed only during the period in which you are undertaking the examination or assessment and is securely destroyed a short while afterwards. Other information about you, such as your name, gender, address, qualification and subjects entered and the results, are held indefinitely and for at least 40 years.

Each awarding body has its own retention policy that sets out what information it retains, how it is retained and for how long. You can find out more about retention policies by contacting each awarding body (see above).

How to find out more about the information about you that the awarding bodies use

To find out more about the information about you that the awarding bodies collect and use, including what happens to that information and why, you can review the awarding bodies' full Privacy Notice, which can be accessed here (see links on page one) or contact the awarding body. You will find links to each awarding body's website and information on how to contact them here: <https://www.jcq.org.uk/contact-our-members/>.

Please note

It is important to note that this notice concerns only how the awarding bodies use information about you (called your "personal data"). Complaints about how an awarding body handles your personal data can be made to the Information Commissioner (www.ico.org.uk). Information about the examinations and assessments themselves, including the rules about assessments, can be found on the JCQ Exams Office pages (www.jcq.org.uk/exams-office). The awarding bodies are regulated by Ofqual (<https://www.gov.uk/government/organisations/ofqual>) in England; Qualifications Wales (www.qualificationswales.org) in Wales, and the Council for the Curriculum, Examinations and Assessment (<http://ccea.org.uk/regulation>) in Northern Ireland.

Several thin, curved lines in green, yellow, red, and purple colors sweep across the top of the page.

***“Westbourne is an inclusive
academy.***

***We support all students,
regardless of starting point, to
achieve their potential and
develop the skills necessary for
employment and life.”***

