



WESTBOURNE  
ACADEMY

**INFORMATION  
AND  
GUIDANCE**  
for  
**YEAR 11 2019-20**



# INDEX

<b>Subject</b>	<b>Page Number</b>
Year 11 PRE Timetable	1
Year 11 Exam & Assessment Timetable	3
3D Design	6
Art & Design	8
Computer Science	11
Design and Technology	14
Drama	16
English Language	18
English Literature	20
Enterprise	22
Finance	25
Geography	27
Health & Social Care	30
History	32
Hospitality & Catering	34
iMedia	36
Mathematics	38
Music	41
PE/Sports	44
Photography	45
Religious Studies	48
Science—Combined	50
Spanish	52

YEAR 11 PROGRESS REVIEW EXAMINATIONS

**TIMETABLE NOVEMBER 2019**

WEEK 1	08:30	10.30 > 10.50 BREAK	10:50	12:45 LUNCH	13:25
MON 18th	ENGLISH PAPER 1 1H 45M		SCIENCE PAPER 1 BIOLOGY 1H 15M/2h		<b>OPTION D</b> COMPUTER STUDIES 1H 30M DRAMA 1H 30M GEOGRAPHY 1H 30M HEALTH & SOCIAL 1H R.S. 1H 45M SPANISH WRITING F & H 1H 10m/1H 20M
TUES 19th	<b>OPTION B</b> CREATIVE IMEDIA 1h 15m DT 2H GEOGRAPHY 1H 30M HEALTH & SOCIAL 1H MUSIC 1h 30m		ENGLISH PAPER 2 1H 45M		HISTORY 1H 20M ALL OPTIONS
WED 20th	MATHS PAPER 1 NON-CALCULATOR 1H 30M		SCIENCE PAPER 2 CHEMISTRY 1H 15M/2h		SPANISH LISTENING AND READING F & H 35/45m & 45m/1h
THUR 21st	MATHS PAPER 2 CALCULATOR 1H 30M		SCIENCE PAPER 3 PHYSICS 1H 15m/2h		<b>OPTION A</b> DRAMA 1h 30m FINANCE 45m GEOGRAPHY 1H 30M HOSPITALITY & CATERING (On Screen) 1H 30M SPANISH WRITING F & H 1H 10m/1H 20M
FRI 22nd	MATHS PAPER 3 CALCULATOR 1H 30M		<b>OPTION C</b> HEALTH & SOCIAL 1H SPANISH WRITING F & H 1H 10m/1H 20M		
MON 25th	FINANCE 08:30 11YER1 ARABIC READING 50M/1H 5M GREEK READING 50M/1H 5M ITALIAN READING 45M/1H POLISH READING 45M/1H RUSSIAN READING 50M/1H 5M		FINANCE 11:10 11XER1 BENGALI READING 45M/1H CHINESE READING 1H 5M PORTUGUESE READING 45M/1H TURKISH READING 50M/1H 5M		MOP UPS

Students will take their PREs in the Sports Hall unless advised otherwise, ie where invigilator support is required for reading/scribing.

### 3D Design CAs

Date	Subject	Start	End	Room	Group
Mon 2 Dec	3D	08:30	14:50	B10 & B7	11D
Tues 3 Dec	3D	08:30	14:50	B10 & B7	11D
Tue 5 May	3D	08:25	14:50	B10 & B7	11D
Wed 6 May	3D	08:30	14:25	B10 & B7	11D

### Art and Photography CAs

Date	Subject	Start	End	Room	Group
Mon 9 Dec	Art	08:30	14:50	S22	11B
Tues 10 Dec	Art	08:30	14:50	S22	11B
Wed 11 Dec	Art	08:30	14:50	S22	11C
Thurs 12 Dec	Art	08:30	14:50	S22	11C
Wed 11 Dec	Photography	08:30	14:25	S23	11C
Thurs 12 Dec	Photography	08:30	14:50	S23	11C
Tues 5 May	Art	08:30	14:50	S22	11B
Wed 6 May	Art	08:30	14:25	S22	11B
Thurs 30 Apr	Art	08:30	14:50	S22	11C
Thurs 30 Apr	Photography	08:30	14:50	S23	11C
Fri 1 May	Art	08:30	14:50	S22	11C
Fri 1 May	Photography	08:30	14:50	S23	11C

### Hospitality & Catering CAs

Date	Subject	Start	End	Room	Group
Thurs 5 Dec	Hospitality & Catering	08:30	14:50	C27 & C28	11B

Westbourne Academy: Exam & Assessment Calendar  
2019-2020

Date	Start Time	SUBJECT /ASSESSMENT NAME	Length	ASSESSMENT FORMAT	YEAR GROUP
Nov 18 - 22	08:30	PRE Week	all day	PRE	11
Nov-25	08:30	PRE Week	all day	PRE	11
Nov 25 - 28	08:30	Spanish Speaking PRE	all day	PRE	11
Nov-27	08:30	Music	slots tbc	CA	11
Dec 2nd	08:30	3D Design	5hrs	CA	11D
Dec 2nd	11:10	Drama	1h 30m	Evaluation Written	11D
Dec 3rd	08:30	3D Design	5hrs	CA	11D
Dec 4 & 5	08:30	Spanish Speaking PRE	all day	PRE	11
Dec-05	08:30	Hospitality & Catering	5hrs	CA	11A
Dec-05	11:10	Drama	1h 30m	Evaluation Written	11A
Dec-09	08:30	Art	5hrs	CA	11B
Dec-09	08:30	3D Design	5hrs	CA	11D
Dec-10	08:30	Art	5hrs	CA	11B
Dec-11	08:30	Art	5hrs	CA	11C
Dec-12	08:30	Art	5hrs	CA	11C
Dec-11	08:30	Photography	5hrs	CA	11C
Dec-12	08:30	Photography	5hrs	CA	11C
Jan-08	01:30	Creative iMedia	1h 15m	Written Exam R081	10 & 11
Jan-10	11:10	LiBf Finance Unit 1	1h	On-Screen	11A
Jan-15	08:30	LiBf Finance Unit 1	1h	On-Screen	11Y
Jan-20	11:10	LiBf Finance Unit 1	1h	On-Screen	11X
Feb-03	09:00	Enterprise	2h	BTEC	11
Feb-07	09:00	Health & Social Care	2h	BTEC	11
Feb 10-14 1 day tbc	08:30	Music	slots tbc	CA	11
Feb-28	11:10	LiBf Finance Unit 2	1h	On-Screen	11A
Mar-09	08:30	LiBf Finance Unit 2	1h	On-Screen	11X
Mar-04	08:30	LiBf Finance Unit 2	1h	On-Screen	11Y
Mar 16 - 25	08:30	Spanish Speaking PRE	all day	PRE	11
April 27 - May 5	08:30	Spanish Speaking	all day	CA	11
tba by Edugas	08:30	Drama	5 hours	Performance - Ext Moderator	11
Apr-30	08:30	Art	5hrs	CA	11C
May-01	08:30	Art	5hrs	CA	11C
Apr-30	08:30	Photography	5hrs	CA	11C
May-01	08:30	Photography	5hrs	CA	11C
May-05	08:30	Art	5hrs	CA	11B
May-05	08:30	3D Design	5hrs	CA	11D
May-06	08:30	Art	5hrs	CA	11B
May-06	08:30	3D Design	5hrs	CA	11D
tbc	tbc	Arabic Speaking	tbc	CA	11
tbc	tbc	Bengali Speaking	tbc	CA	11
tbc	tbc	Chinese Speaking	tbc	CA	11
tbc	tbc	Greek Speaking	tbc	CA	11
tbc	tbc	Italian Speaking	tbc	CA	11
tbc	tbc	Polish Speaking	tbc	CA	11
tbc	tbc	Portuguese Speaking	tbc	CA	11
tbc	tbc	Russian Speaking	tbc	CA	11
tbc	tbc	Turkish Speaking	tbc	CA	11
May-07	09:00	Finance Unit 3	1H	Exam	11
May 11th	09:00	Computer Systems	1h 30m	GCSE	11

Date	Start Time	SUBJECT /ASSESSMENT NAME	Length	ASSESSMENT FORMAT	YEAR GROUP
May 11th	1:30 PM	RS Paper 1	1h 45m	GCSE	11
May 12th	1:30 PM	Combined Science: Biology Paper 1 (both tiers)	1h 15m	GCSE	11
May 13th	09:00	English Literature Paper 1	1h 45m	GCSE	11
May 13th	09:00	Health & Social Care	2h	BTEC	11
May 13th	01:30	Enterprise	2h	BTEC	11
May 13th	1:30 PM	Portuguese Paper 1: Listening and understanding in Portuguese	0h 35m	GCSE	11
May 13th	1:30 PM	Portuguese Paper 1: Listening and understanding in Portuguese	0h 45m	GCSE	11
May 13th	1:30 PM	Portuguese Paper 3: Reading and understanding in Portuguese	0h 45m	GCSE	11
May 13th	1:30 PM	Portuguese Paper 3: Reading and understanding in Portuguese	1h 00m	GCSE	11
May 13th	1:30 PM	Turkish Paper 1: Listening and understanding in Turkish	0h 35m	GCSE	11
May 13th	1:30 PM	Turkish Paper 1: Listening and understanding in Turkish	0h 45m	GCSE	11
May 13th	1:30 PM	Turkish Paper 3: Reading and understanding in Turkish	0h 50m	GCSE	11
May 13th	1:30 PM	Turkish Paper 3: Reading and understanding in Turkish	1h 05m	GCSE	11
May 14th	09:00	Combined Science: Chemistry Paper 1 (both tiers)	1h 15m	GCSE	11
May 14th	1:30 PM	Computer Science	1h 30m	GCSE	11
May 18th	09:00	Geography B Component 1 (Eduqas)	1h 45m	GCSE	11
May 18th	1:30 PM	Drama Component 3 (Eduqas)	1h 30m	GCSE	11
May 18th	1:30 PM	Portuguese Paper 4: Writing in Portuguese	1h 20m	GCSE	11
May 18th	1:30 PM	Portuguese Paper 4: Writing in Portuguese	1h 10m	GCSE	11
May 19th	09:00	Mathematics Paper 1: Non-Calculator Foundation Tier	1h 30m	GCSE	11
May 19th	09:00	Mathematics Paper 1: Non-Calculator Higher Tier	1h 30m	GCSE	11
May 19th	1:30 PM	Religious Studies Paper 2	1h 45m	GCSE	11
May 20th	09:00	Spanish Paper 1F: Listening and understanding in Spanish	0h 35m	GCSE	11
May 20th	09:00	Spanish Paper 1H: Listening and understanding in Spanish	0h 45m	GCSE	11
May 20th	09:00	Spanish Paper 3F: Reading and understanding in Spanish	0h 45m	GCSE	11
May 20th	09:00	Spanish Paper 3H: Reading and understanding in Spanish	1h 00m	GCSE	11
May 20th	09:00	Turkish Paper 4F: Writing in Turkish	1h 15m	GCSE	11
May 20th	09:00	Turkish Paper 4H: Writing in Turkish	1h 25m	GCSE	11
May 20th	09:00	Chinese Paper 1F: Listening and understanding in Chinese	0h 35m	GCSE	11
May 20th	09:00	Chinese Paper 1H: Listening and understanding in Chinese	0h 45m	GCSE	11
May 20th	09:00	Chinese Paper 3F: Reading and understanding in Chinese	0h 50m	GCSE	11
May 20th	09:00	Chinese Paper 3H: Reading and understanding in Chinese	1h 05m	GCSE	11
May 20th	1:30 PM	Combined Science: Trilogy - Physics Paper 1 (both tiers)	1h 15m	GCSE	11
May 21st	09:00	English Literature Paper 2	2h 15m	GCSE	11
May 21st	1:30 PM	Italian Paper 1F/H Listening & Reading	35m/45m	GCSE	11
May 22nd	1:30 PM	Design & Technology	2h	GCSE	11
June 1st	09:00	History Paper 1: Thematic study and historic environment	1h 15m	GCSE	11
June 1st	1:30 PM	Combined Science: Biology Paper 2 (both tiers)	1h 15m	GCSE	11
June 2nd	09:00	English Language Paper 1	1h 45m	GCSE	11
June 2nd	1:30 PM	Music	1h 30m	GCSE	11

Date	Start Time	SUBJECT /ASSESSMENT NAME	Length	ASSESSMENT FORMAT	YEAR GROUP
June 3rd	09:00	Spanish Paper 4: Writing in Spanish	1h 10m	GCSE	11
June 3rd	09:00	Spanish Paper 4: Writing in Spanish	1h 20m	GCSE	11
June 3rd	1:30 PM	Geography B Component 2 (Eduqas)	1h 30m	GCSE	11
June 4th	09:00	Mathematics Paper 2: Calculator (both tiers)	1h 30m	GCSE	11
June 4th	1:30 PM	History Paper 2: Period study and British depth study	1h 45m	GCSE	11
June 5th	09:00	English Language Paper 2	1h 45m	GCSE	11
June 5th	1:30 PM	Chinese Paper 4F: Writing in Chinese	1h 15m	GCSE	11
June 5th	1:30 PM	Chinese Paper 4H: Writing in Chinese	1h 25m	GCSE	11
June 5th	1:30 PM	Italian Paper 4: F/H Writing	1h/1h 15m	GCSE	11
June 5th	1:30 PM	Creative iMedia Pre-production skills	1h 15m	Cambridge National	11
June 8th	09:00	Mathematics Paper 3: Calculator (both tiers)	1h 30m	GCSE	11
June 9th	09:00	History Paper 3: Modern depth study	1h 20m	GCSE	11
June 9th	1:30 PM	Music	1h 30m	GCSE	11
June 9th	1:30 PM	Arabic Paper 1F Listening and understanding in Arabic	0h 35m	GCSE	11
June 9th	1:30 PM	Arabic Paper H Listening and understanding in Arabic	0h 45m	GCSE	11
June 9th	1:30 PM	Russian Paper 1F: Listening and understanding in Arabic	0h 35m	GCSE	11
June 9th	1:30 PM	Russian Paper 1H: Listening and understanding in Arabic	0h 45m	GCSE	11
June 9th	1:30 PM	Arabic Paper 3F: Reading and understanding in Arabic	0h 50m	GCSE	11
June 9th	1:30 PM	Arabic Paper 3H: Reading and understanding in Arabic	1h 05m	GCSE	11
June 9th	1:30 PM	Russian Paper 3F: Reading and understanding	0h 50m	GCSE	11
June 9th	1:30 PM	Russian Paper 3H: Reading and understanding	1h 05m	GCSE	11
June 10th	09:00	Bengali Listening Paper 1 F/H	35m/45m	GCSE	11
June 10th	09:00	Bengali Reading Paper 3 F/H	45m/1h	GCSE	11
June 10th	09:00	Polish Listening Paper 1 F/H	35m/45m	GCSE	11
June 10th	09:00	Polish Reading Paper 3 F/H	45m/1h	GCSE	11
June 10th	1:30 PM	Combined Science: Chemistry Paper 2 (both tiers)	1h 15m	GCSE	11
June 11th	09:00	Geography B Component 3 (Eduqas)	1h 30m	GCSE	11
June 11th	1:30 PM	Arabic Paper 4F/H: Writing in Arabic	1h 15m /1h 25m	GCSE	11
June 12th	09:00	Combined Science: Physics Paper 2 (both tiers)	1h 15m	GCSE	11
June 12th	1:30 PM	Greek Paper 1F/H: Listening and understanding in Greek	35m/45m	GCSE	11
June 12th	1:30 PM	Greek Paper 3F/H: Reading and understanding in Greek	0h 50m/ 1h 5m	GCSE	11
June 12th	1:30 PM	Russian Paper 4F/H: Writing in Russian	1h 15m/ 1h 25m	GCSE	11
June 15th	09:00	Bengali Writing Paper 4F/H	1h/1h 15m	GCSE	11
June 16th	09:00	Hospitality & Catering	1h 30m	Level 1/2 Vocational Award	10 & 11
June 17th	09:00	Greek Paper 4F/H: Writing in Greek	1h 15m/ 1h 25m	GCSE	11
June 17th	09:00	Polish Writing Paper 4 F/H	1h/1h 15m	GCSE	11
Jun-24	09:00 &/ or 01:30	JCQ Contingency Day	all day	tbc	11
tbc	tbc	Finance Unit 1 Revision	3hs	Revision Session	11
tbc	tbc	Finance Unit 1	1H	On-Screen	11
tbc	tbc	Finance Unit 2 Revision	3hs	Revision Session	11
tbc	tbc	Finance Unit 2	1H	On-Screen	11
Jun-25	21:00	Finance Unit 3	1H	Exam	11
<b>Aug-20</b>	<b>10:00</b>	<b>Results Day</b>	<b>2 hours</b>	<b>Results</b>	<b>11</b>



## GCSE (Art and Design) 3D Design

### Subject Context

This qualification is a new GCSE marked in grades 9-1. This GCSE course is offered by the Technology subject area to study the combination of form and function in the design and manufacture of 3D products. We take creative inspiration from existing artists, architects and designers to realise a working product solution.

### Controlled Assessments (CA's)

#### Date of CA:

Mon 2 Dec	3D Design	08:25	14:50	B10	11D
Tues 3 Dec	3D Design	08:25	14:50	B10	11D

#### What should I expect in the CA?

Your CA will be 10 hour practical exam spread over two days. You will have the opportunity to create a final product which showcases your talents and concludes your latest coursework project based on your chosen theme. This should be your best final piece; it is worth 30 marks out of 120 and will be judged on the quality of the idea, use of materials and its connections to the work you have produced so far for this project including the range of artist's and designer's styles that you have researched. Although this is a CA, this project and all supporting coursework before it is worth 60% of the GCSE.

#### What do I need to have achieved before the CA?

You need to make sure that you have completed the following pieces work in the lead up to your CA.

- Research, including works of designers and artists
- Creative design ideas and development
- Experimentation with materials and models
- A final model leading to a clear plan for making in your exam



# GCSE (Art and Design) 3D Design

## Summer 2020

**Exam Board:** Eduqas (WJEC)

**Website Link to Exam Board Syllabus:**

<http://www.eduqas.co.uk/qualifications/art-and-design/gcse/>

**How will I be assessed?**

You will be assessed across the following Four Learning Objectives. These are the same for the coursework portfolio and the Externally Set Assessment (ESA). The ESA titles will be released in January 2020 concluding in a 2 day practical exam in April 2020.

<p><b>AO1 – Critical Understanding</b></p> <ul style="list-style-type: none"><li>Investigated the work of <b>other artists, craftspeople and designers</b> as well as other sources and used your research to <b>develop a range of ideas</b>.</li><li>Documented your <b>own judgements and opinions</b> about the work of others.</li><li>Developed your ideas through <b>sustained, focused and coherent</b> investigations, demonstrating a clear <b>understanding</b> of your sources and their relevance to your own ideas.</li></ul>	<p><b>AO2 – Creative Making</b></p> <ul style="list-style-type: none"><li>Explored and refined your ideas throughout each stage of development.</li><li>Been able to select and <b>experiment</b> with a <b>variety of materials and processes in order to progress your work</b>.</li><li><b>Skilfully</b> and safely handled materials and processes to produce <b>quality</b> outcomes.</li><li>Reviewed your work to <b>improve</b> quality as it progresses.</li></ul>	<p><b>AO3 – Reflective Recording</b></p> <ul style="list-style-type: none"><li>Used <b>suitable and varied</b> methods to <b>record</b> ideas, observations and experiences, preferably from <b>first hand</b>, rather than secondary, sources.</li><li>Demonstrated that your research and enquiry has been <b>relevant</b> to your <b>personal intentions</b>.</li><li>Organised and <b>clearly</b> conveyed your ideas as they have <b>developed</b> from your research, reflecting on your work as it has progressed.</li></ul>	<p><b>AO4 – Personal Presentation</b></p> <ul style="list-style-type: none"><li>Presented your <b>own, imaginative</b> ideas and outcomes.</li><li>Demonstrated the processes through which you have <b>realised</b> your <b>intentions</b>.</li><li>Made <b>clear connections</b> between the various parts of your work, including that of other artists, craftspeople and designers; so that it is meaningful and in a sequence that can be easily followed</li><li>Thought carefully about the final <b>selection</b> and method of <b>presentation</b> of your work.</li></ul>
---	---	---	---

**How Can I Prepare and Fulfil My Potential?**

**Unit 1: Coursework Portfolio (60%)**

To meet the December coursework deadline you need to complete all coursework projects and final pieces to the best of your ability. You have had verbal and written feedback on how to develop your work. There is an expectation that you will complete work outside of lesson at lunchtime, at home and during extra sessions after school when appropriate.

**Unit 2: ESA (40%)**

This project is worth 40% of your final grade and is very important. The time frame in which to create work is small but a lot can be achieved if you are organised and prepared to work hard. When you are issued with the exam paper you will be supported with resources that you can access on line. Your teacher will track your progress by having regular deadlines to keep you focused. You will be given feedback to enable you to develop your work and be ready to create ideas, which will lead to you producing your strongest final piece which you will produce in exam conditions for 10 hours.

**Support and Advice**

You are encouraged to communicate with your teacher regularly. For support and advice, please email [Alison.brown@westbourne.attrust.org.uk](mailto:Alison.brown@westbourne.attrust.org.uk)

Attendance to our 3D Design Club which runs afterschool 3-4pm every Tuesday in B7 would also be beneficial.



## Art and Design

### Controlled Assessments (CA's)

#### What should I expect in the CA?

Your CA will be 10 hours long in total and spread over two days. You will have the opportunity to create a final piece, which showcases your talents and concludes your latest coursework project based on the theme of Fragments. This should be your best final piece; it is worth 18 marks out of 72 and will be judged on the quality of the idea, use of media and its connections to the work you have produced so far for this project including the range of artist's styles that you have researched.

#### What do I need to have achieved before the CA?

You need to make sure that you have completed the following art work in the lead up to your CA.

- A mind map that explores the theme
- Drawings from life in multi-media with specialist art words used in your analysis
- Drawings in the style of your chosen artists with reproductions and personal/factual comments
- Ideas with media experiments/models that assist you with knowing what to create in the CA.

# Art and Design

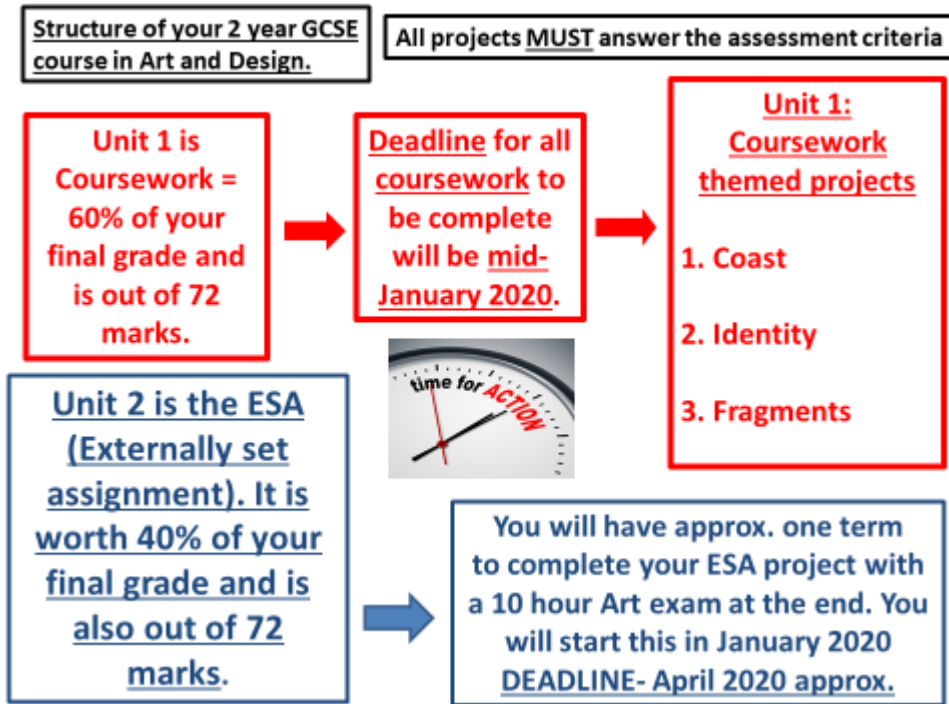
## Summer 2020

Exam Board: Edexcel

Website Link to Exam Board Syllabus:

<http://qualifications.pearson.com/en/qualifications/edexcel-gcses/art-and-design-2009.html>

How will I be assessed?



### GCSE Assessment criteria

**A01: (18 marks) Develop your ideas by responding to work by a range of photographers, artists, designers and cultures. Include relevant information that shows your understanding of the work, theme, photographer, artist and culture etc.**

**A02: (18 marks) Refine your ideas through experimenting with and selecting a range of media, materials and techniques. Provide evidence of creating, reviewing and developing ideas.**

**A03: (18 marks) Record your ideas through responding to primary and secondary sources. Use specialist photography/art terms to support your ideas.**

**A04 (18 marks) Present a personal response that makes connections and relates to your prior work in A01, A02 and A03 and demonstrates your skills to the highest standard.**

## **How Can I Prepare and Fulfil My Potential?**

### **Unit 1: Coursework**

To meet the January coursework deadline you need to complete all coursework projects and final pieces to the best of your ability. You have had verbal and written feedback on how to develop your work. There is an expectation that you will complete work outside of lesson at lunchtime, at home and during extra sessions after school when appropriate.

### **Unit 2: ESA**

This project is worth 40% of your final grade and is very important. The time frame in which to create work is small but a lot can be achieved if you are organised and prepared to work hard. When you are issued with the exam paper you will be supported with resources that you can access on line. Your teacher will track your progress by having regular deadlines to keep you focused. You will be given feedback to enable you to develop your work and be ready to create ideas, which will lead to you producing your strongest final piece which you will produce in exam conditions for 10 hours.

# OCR Computer Science

## What should I expect in the PRE?

Your PRE will be just like one of the exams you will sit next summer. It will have a mixture of short answer, fill box and longer answer questions. The paper will be 90 minutes long and will be marked out of 80.

## What topics do I need to revise for the PRE?

The PRE will focus on the following areas: -

### Paper 1:

- Systems Architecture
- Memory
- Storage
- Wired and wireless networks
- Network topologies, protocols and layers
- System security
- System software
- Ethical, legal, cultural and environmental concerns
- Algorithms

A fuller break down of these topics is provided in your revision booklet, on the syllabus web page (see overleaf) and on the Revision Drive.

# OCR Computer Science

## Summer 2020

Exam Board: OCR

**Website Link to Exam Board Syllabus:**


<https://www.ocr.org.uk/qualifications/gcse/computer-science-j276-from-2016/specification-at-a-glance/>

**How will I be assessed?**

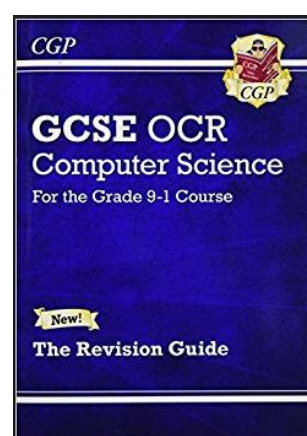
<b>Content Overview</b>	<b>Assessment Overview</b>	
<p><b>Computer systems</b></p> <ul style="list-style-type: none"> <li>• Systems Architecture</li> <li>• Memory</li> <li>• Storage</li> <li>• Wired and wireless networks</li> <li>• Network topologies, protocols and layers</li> <li>• System security</li> <li>• System software</li> <li>• Ethical, legal, cultural and environmental concerns</li> </ul>	<p>Computer systems (01)</p> <p>80 marks</p> <p>1 hour and 30 minutes</p> <p>Written paper (no calculators allowed)</p>	<p><b>50%</b> <b>of total</b> <b>GCSE</b></p>
<p><b>Computational thinking, algorithms and programming</b></p> <ul style="list-style-type: none"> <li>• Algorithms *</li> <li>• Programming techniques</li> <li>• Producing robust programs</li> <li>• Computational logic</li> <li>• Translators and facilities of languages</li> <li>• Data representation</li> </ul>	<p>Computational thinking, algorithms and programming (02)</p> <p>80 marks</p> <p>1 hour and 30 minutes</p> <p>Written paper (no calculators allowed)</p>	<p><b>50%</b> <b>of total</b> <b>GCSE</b></p>
<p>* Algorithm questions are not exclusive to Component 02 and can be assessed in either component.</p>		
<p><b>Programming Project</b></p> <ul style="list-style-type: none"> <li>• Programming techniques</li> <li>• Analysis</li> <li>• Design</li> <li>• Development</li> <li>• Testing and evaluation and conclusions</li> </ul>	<p>20 timetabled hours</p>	<p>Formal requirement</p> <p>Consolidates the learning across the specification through practical activity.</p>

## Revision Guides

All students have been provided with a copy of Pearson Revise OCR GCSE (9-1) Computer Science Revision Guide (978 1 29213 390 4)



All students have been provided with a copy of CGP GCSE OCR Computer Science Revision Guides (ISBN: 978 1 78294 602 1) and Work books (978 1 78294 603 8)



Online, please use the <http://cambridgegcsecomputing.org/> website and <https://revisecomputerscience.com/>

## How can I prepare and fulfil my potential?

1. Your teacher will provide you with a range of resources to encourage you to practice questions and exam technique and to check your knowledge and understanding
2. Use your Revision Guide consistently, completing the questions at the end of each chapter and the associated work book exam questions.
3. Make Revision Cards with bullet points for each topic
4. Learn the key word definitions highlighted in each section
5. Complete your homework on time and any corrections that are set
6. See your teacher between lessons, after school or at lunchtime if you need help on any specific topics or areas
7. Use your Dynamic Learning account to check your understanding of each topic
8. Produce knowledge maps and mind maps for each topic

# GCSE DT

This GCSE is made up of 2 units:

## NEA (Non-exam Assessment):

Practical application of the core principles, specialist techniques as well as designing and making principles.

**100 marks**

**50% of the GCSE.**

You will need to select a 'contextual challenge' and research into an existing problem and come up with a solution. It involves primary research, generating ideas, developing and testing your idea as well as making and evaluating it.

**DEADLINE: 1<sup>st</sup> OF APRIL 2020**

## EXAM:

The exam will test you on the following:

### Section A:

**Core technical principles** (20 marks). This is a selection of multiple choice and short answer questions.

### Section B:

**Specialist technical principles** (30 marks). Several short answer questions and one extended response to assess a more in depth knowledge of technical principles.

### Section C:

**Designing and making principles** (50 marks). A mixture of short answer and extended response questions. This also includes a part on maths e.g. ratio and percentages. You will need to interpret this data and make design decisions based on this.

**100 marks**

**50% of the GCSE.**

**EXAM DATE: 22<sup>ND</sup> MAY 2020**

## What to expect in the PRE:

You will be tested exactly like you would in the real exam. To be successful you will need to know the following:



- **Core Principles** for all the material areas; Timber, Metal, Polymers, Textiles, Electronics and Paper, Card etc. This will be the different groups of materials, examples and general characteristics of the groups.
- **Specialist Technical Principles** for all material areas (or a minimum of 3). This will include information about tools/equipment you can use with the materials as well as how it is used at an industrial level e.g. injection or blow moulding for polymers, lithography for paper and cards. You will need to know finishes and processing methods.
- **Designing and Making Principles** in general, this will also look at social, economic, moral and environmental aspects surrounding the materials. You will most likely be asked to analyse and evaluate a product on particular features. This will mean you need to look at the good and the bad to reach full marks in responses. You will need to interpret data and explain what it says about the product e.g. if 50% of people want the colour blue, then if the product is blue, they are more likely to buy it etc.


If you need further revision/support at home, here are the recommended books for Design Technology:

#### AQA GCSE (9-1) Design and Technology



This book is useful for subject content – however, wherever possible pages are photocopied in order to provide extra resources for homeworks.

#### CGP GCSE AQA Design and Technology Revision Guide



This book is useful for revision notes on the content of the subject, this also has practice exam questions in which will be helpful.

You will be able to purchase these online from places like Amazon.

You can also help prepare yourself by looking at this website which breaks all the topics up:

[www.technologystudent.com](http://www.technologystudent.com)

You can also email Miss Davies - [holly.davies@westbourne.attrust.org.uk](mailto:holly.davies@westbourne.attrust.org.uk) - for more details.



## Progress Review Examinations (PRE's)

### What should I expect in the November Drama PRE?

Your PRE will be one exam of one hour and a half duration. **You will complete a written evaluation of 'The Woman In Black'**, having been to see the theatrical performance at the end of October.

The question will ask you to **evaluate the piece of live theatre**. You will be able to take 2 sides of A4 notes into the PRE exam with you.

### What topics do I need to revise for?

If you have worked on creating a detailed set of notes after the visit to the theatre, you will have a comprehensive response detailing what you thought about both the acting and the design elements of the piece of live theatre. Your evaluation of the performance/design should refer to how well you think the actors/director/set designer achieved their aims for the production.

## Summer 2020

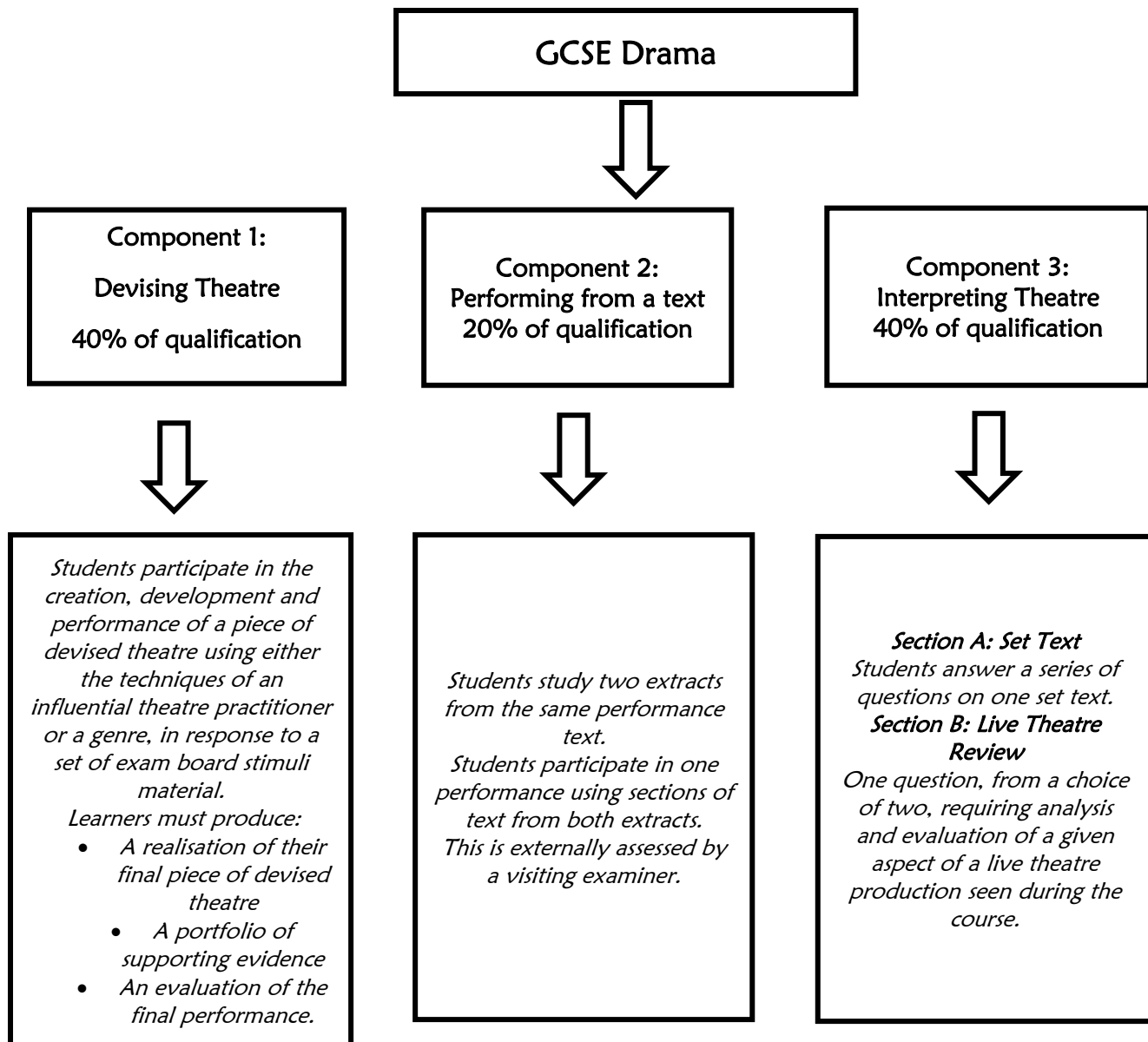
Exam Board: Eduqas

Date of Exam: Monday 18th May 2020

Website link to the exam board syllabus:

[http://www.eduqas.co.uk/qualifications/drama-and-theatre/gcse/WJEC-Eduqas-GCSE-Drama-specification.pdf?language\\_id=1&dotcache=no&dotcache=refresh](http://www.eduqas.co.uk/qualifications/drama-and-theatre/gcse/WJEC-Eduqas-GCSE-Drama-specification.pdf?language_id=1&dotcache=no&dotcache=refresh)

## How will I be assessed?



## Recommended revision guide:

- ‘WJEC GCSE Drama’ – Garry Nicholas
- ‘WJEC GCSE Drama: Unit 1 Devised Practical Performance’ – Garry Nicholas

## How can I prepare and fulfil my potential?

Make revision cards with bullet points detailing the specific practical examples/quotes from the text that you will be using in your responses. Use the revision guide materials and exemplar answers to practice and embed your knowledge and understanding.



## Progress Review Examinations (PRE's)

### What should I expect in the PRE?

You will be sitting a Paper 1 and a Paper 2 for GCSE English.  
There are no tiers and all students will sit the same paper.

**Paper 1** is 8700 English Language: "Explorations in Creative Reading and Writing"

It is 1 hour and 45 minutes long and is 50% of the entire GCSE.

Section A READING involves an unseen **literature** fiction text.

There are four questions.

Section B WRITING involves creative writing

There is one extended task.

24 marks are for the content of your writing and 16 marks for SPAG.

**Paper 2** "Writers' Viewpoints and Perspectives" is also 1 hour 45 minutes long and adds the other 50% to your final GCSE mark.

Section A READING An unseen **non-fiction** text and a **literary non-fiction** text

There are four questions

Section B WRITING : Writing to argue or persuade

There is one extended task.

24 marks are for the content of your writing and 16 marks for SPAG.

### What topics do I need to revise for?

There are no specific topics involved however both papers will cover reading and writing skills.

### Recommended Revision:

English can seem like a difficult subject to revise for however you need to learn, understand and to a certain extent memorise the techniques and approaches practiced in lessons so that you can answer all the questions quickly and effectively.

# Summer 2020

Exam Board: AQA GCSE

Website link to the exam board syllabus:

<http://www.aqa.org.uk/subjects/english/gcse/english-language-8700>

## How will I be assessed?

Assessment is through two final written examinations.

There is no coursework mark.

Speaking and Listening is examined separately through a single test; you will be graded pass, merit or distinction however this endorsement does not contribute any marks to your final grade.

<b>8700 English Language</b>	
<b>Paper 1 1 hour 45 minutes 50%</b> <i>"Explorations in Creative Reading and Writing"</i>	
<b>a</b>	<b>Section A READING</b> An unseen literature fiction text 1x4 marks 2x8 marks 1x20 marks
<b>b</b>	<b>Section B WRITING Creative writing</b> One extended task 24 marks for content 16 marks for SPAG
<b>Paper 2 1 hour 45 minutes 50%</b> <i>"Writers' Viewpoints and Perspectives"</i>	
<b>c</b>	<b>Section A READING</b> An unseen non-fiction text and a literary non-fiction text 1x4 marks 1x8 marks 1x12 marks 1x16 marks
<b>d</b>	<b>Section B WRITING Writing to argue or persuade</b> One extended task 24 marks for content 16 marks for SPAG

## How can I prepare and fulfil my potential?

You will be taken through every aspect of the papers and you will be given plenty of opportunities to learn techniques, strategies and ideas to help you get the best mark possible. You will be able to practice different elements in lessons and to learn how different questions are marked and assessed.

As with every subject, but especially English, the best advice is to talk to your English teacher if you feel you do not understand something. They are experts in all aspects of the examinations and will be very happy to help you. Make time to let them know when you need help – don't suffer in silence!



# ENGLISH

## GCSE English Literature

### What should I expect in the PRE?

Your PRE examination for Literature will consist of Literature Paper 1

Section A: Romeo and Juliet

Section B: A Christmas Carol

As with the real Paper 1 for Literature, you will have 1 hour 45 minutes

The examination will feature an extract from each text and will require detailed commentary on the extract and a related question about the whole text.

The questions can relate to a character, a narrative incident, a theme or some other aspect of the text.

30 marks are available in total.

### What topics do I need to revise for?

You will, of course, need to have read and understood the entire novel.

You will not have a copy of the text in the examination although there will be the short printed extract.

You will need to know:

- The plot and sequence of events in the narrative
- The themes that are explored in the novel.
- The significance of characters and their importance to the text.
- The stylistic features of the writing.
- The social and historical background to the text.

# Summer 2020

Exam Board: AQA

Website link to the exam board syllabus:

[www.aqa.org.uk/subjects/english/gcse/english-literature-8702](http://www.aqa.org.uk/subjects/english/gcse/english-literature-8702)

How will I be assessed?

8702 English Literature

**Paper 1 1 hour 45 minutes 40%**

“Shakespeare and the 19th Century Novel”

**Section A Shakespeare’s ‘Romeo and Juliet’**

The examination will feature an extract from the text and will require detailed comment on the extract and a related question about the whole text.

34 marks

**Section B The 19th Century Novel ‘A Christmas Carol’**

The examination will feature an extract from the text and will require detailed comment on the extract and a related question about the whole text.

30 marks

**Paper 2 2 hour 15 minutes 60%**

“Modern Texts and Poetry”

**Section A Modern texts ‘Animal Farm’**

One essay title from a choice of two.

30 marks

**Section B Poetry Anthology – Relationships**

Answer one comparative question on a named poem and one chosen from the cluster.

30 marks

**Section C Unseen Poetry**

Answer one question on one unseen poem and one question comparing this poem with a second unseen poem.

24 marks

**Recommended revision guide:**

Revision guides will be distributed for each paper.

**Recommended online resources:**

The ‘One Drive’ site has various resources which can be used. There are notes on all of the Literature texts, PowerPoints about each exam paper, past papers and exemplar answers.

BBC Bitesize also has a very useful section on all the Literature set texts.

Increasingly YouTube has some excellent video guides to all aspects of the texts.

**How can I prepare and fulfil my potential?**

A range of online quizzes and detailed analysis are available on all key texts. Make revision cards to help you remember the key elements of each text. Use past exam questions to practice and embed your knowledge and understanding.

# BTEC TECH in Enterprise-Course Overview



Exam Board: Edexcel

Website link to the exam board syllabus:

<https://qualifications.pearson.com/en/qualifications/btec-tech-awards/enterprise.html>

### How will I be assessed?

The Edexcel BTEC Level 1/2 TECH award in Enterprise consists of **TWO** course work units plus **ONE** exam unit.

<b>Coursework</b>	<b>Exam</b>
<b>Unit 1 - Exploring Enterprise</b>	<b>Unit 3- Promotion and Finance for Business</b>
<b>Unit 2- Planning for and presenting an enterprise activity</b>	



### BTEC Grade Information

All assessment for BTEC qualifications is based on the achievement of specified learning outcomes.

Each unit within the qualification has specified assessment and grading criteria which are given a grade. The following grades are given for each unit:

For your course work (**Unit 1 and 2**) you will be graded as follows:

<b>U</b>	<b>0</b>
<b>Level 1 Pass</b>	<b>9</b>
<b>Level 1 Merit</b>	<b>15</b>
<b>Level 2 Pass</b>	<b>22</b>
<b>Level 2 Merit</b>	<b>29</b>
<b>Level 2 Distinction</b>	<b>36</b>



For your exam (**Unit 3**) you will be graded as follows:

<b>U</b>	<b>0</b>
<b>Level 1 Pass</b>	<b>12–17</b>
<b>Level 1 Merit</b>	<b>18–23</b>
<b>Level 1 Distinction</b>	<b>24–29</b>
<b>Level 2 Pass</b>	<b>30–35</b>
<b>Level 2 Merit</b>	<b>36–41</b>
<b>Level 2 Distinction</b>	<b>42–48</b>

This is then added up over the **3 UNITS** for a final grade. You can only get a final grade if you have attempted ALL of the units.

Overall Grade	Points Gathered from the 3 components	Equivalent to:
Level 2 Distinction *	114	8.5 / A*
Level 2 Distinction	105	7/ A
Level 2 Merit	95	5.5 /B
Level 2 Pass	72	4 / C
Level 1 Distinction	58	3/ D
Level 1 Merit	44	2/ E
Level 1 Pass	30	1.25 /F

### Unit 3- Promotion & Finance Exam

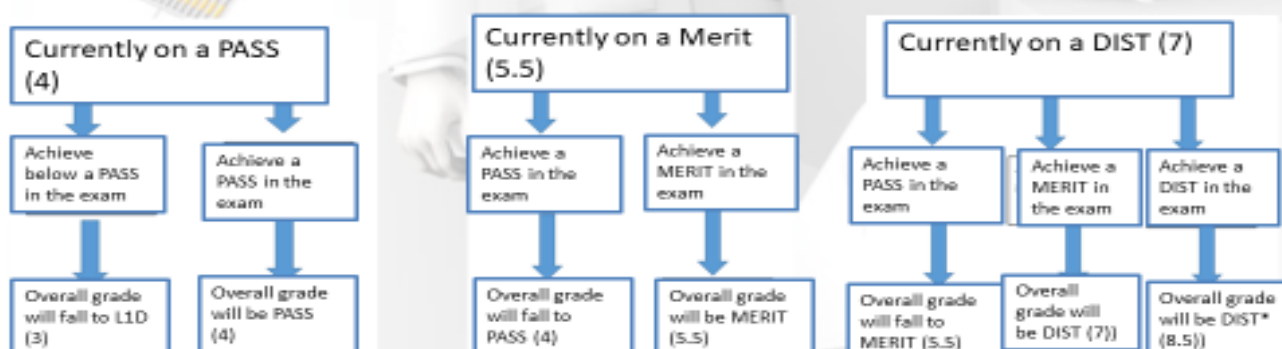
## Finance & Promotion Exam

PRE in January/ Exam 4<sup>th</sup> Feb – RESIT in JUNE

**Made up of 1 & 2 marker questions with a 6 marker question at the end. 2 hour paper – TOTAL 60 marks**

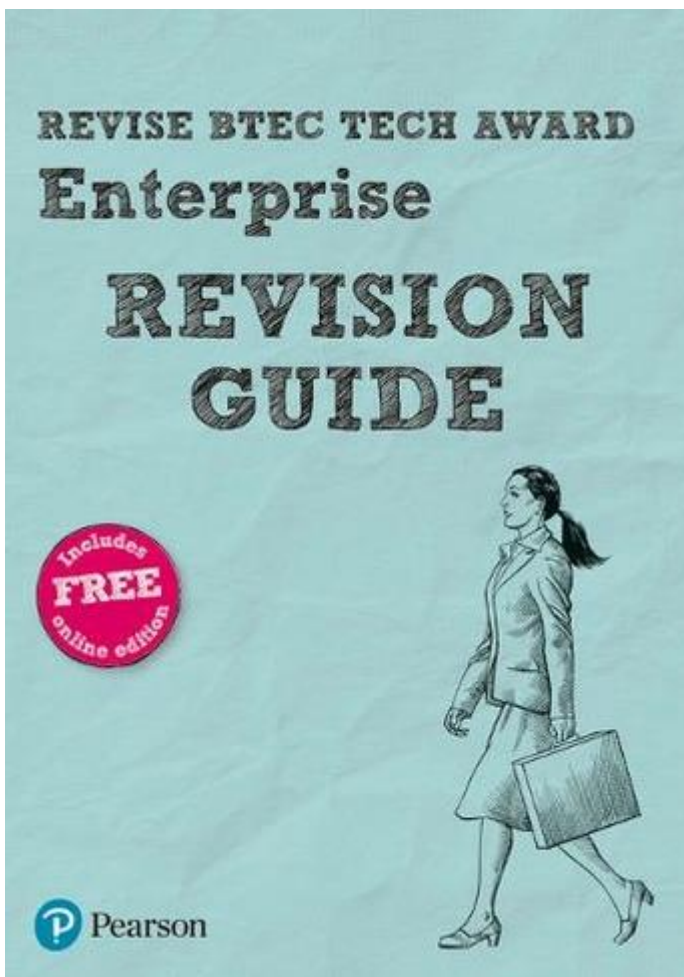
**50 % PASS (30) 64% MERIT (38) 78 % DIST (47)**

How could this affect my CURRENT grade?



How can I prepare and fulfil my potential?

Revise topic areas using the Revision Guide REVISE BTEC TECH AWARD Enterprise. You will be allowed a calculator in the exam but you have to feel confident calculating Revenue, Costs, Cash Flow, Income Statements, Breakeven and Statements of Financial Position. You need to know the definitions of all the key financial terms. You will also need to know the advantages and disadvantages of different forms of promotion.



# CERTIFICATE IN FINANCIAL EDUCATION

## **What is the 'Certificate in Financial Education (CeFE)' all about?**

CeFE introduces students to the impact of finance on the economy and encourages them to consider how this can affect businesses and individuals.

## **What will I get out of it?**

As well as gaining a recognised and respected qualification, this course will enable you to become a responsible borrower, sensible saver and have an appreciation of the need for financial planning throughout your life.

## **What are the key skills I'll develop?**

- an understanding of the key content areas and how they relate to each other;
- to be able to identify, understand and use information from a range of sources;
- to use appropriate tools to manage a personal budget and apply these concepts to business enterprise;
- the ability to apply the concept of financial planning to enhance financial literacy and make informed financial decisions;
- to be able to demonstrate numeracy skills, including the ability to manipulate financial data
- to be able to communicate ideas and arguments clearly both verbally through classroom discussion and in writing;
- research skills, communication and independent study;
- skills of analysis and evaluation through extended written assessment.

## Overview of Assessment

This course is made up of three units.

**You must pass each Unit individually to pass the overall qualification.**

Unit 1 – 35%, Unit 2 – 35%, Unit 3 – 30%

Overall grade boundaries:

50-59% - C, 60-69% - B, 70-79% - A, 80%+ - A\*

### **Grade Boundaries for Unit 1 and Unit 2**

A*	28-35 marks
A	25-27 marks
B	21-24 marks
C	17-20 marks
Fail	0-16 marks

### **What should I expect in the PRE?**

This will be on-screen. It will consist of 35 questions.

### **What topics do I need to revise for the PRE?**

The entire contents of Unit 1.

Revision materials will be placed in the School Portal, ShowMyHomework quizzes and Quizlet

### **Grade Boundaries for Unit 3**

A*	26-30 marks
A	23-25 marks
B	19-22 marks
C	15-18 marks
Fail	0-14 marks

### **PRE exam**

This will take place in PC rooms during November.

### **Exam**

Unit1 Exam 10<sup>th</sup>, 15<sup>th</sup> or 20<sup>th</sup> Jan

Unit 2 Exam 28<sup>th</sup> Feb, Mar 4 & 9

Unit 3 Exam 7<sup>th</sup> May



# Geography

Progress Review Examinations (PRE's)



## What should I expect in the PRE?

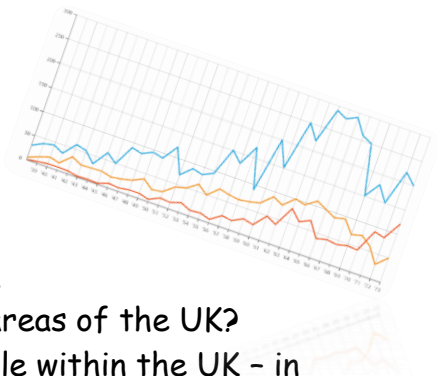
- 1 exam split into 3 sections.
- Your PRE will be 1 hour 30 minutes long.
- The paper will review your understanding of our fieldwork investigations.
- The third section will see you make and justify a decision on a UK based issue.



## What do I need to revise?

### *For the first two sections:*

- Remind yourself of our two fieldwork trips.
- Your methodological approach is = Qualitative data.
- Your conceptual framework is = Sustainability.
- What is the enquiry process?
- How can evidence/data be collected?
- How can evidence/data be processed/presented?
- What conclusions can I make from data?
- What limitations are there to the findings?



### For section 3:

- Changes in urban areas of the UK.
- What are the features of urban areas of the UK?
- The impacts of movement of people within the UK - in urban and rural areas.
- Sustainable communities.
- How retail is changing in the UK.
- The advantages and disadvantages of leisure use for urban and rural areas.
- The impact of a major sporting event.



## Advice:

- Keep an eye on time - a minute a mark.
- Always think of positive and negative features of fieldwork methods (even if you didn't do them yourself!).
- Use your exercise books - especially for revising fieldwork skills/strategies.
- This paper is your second PRE; you will complete a third in January.
- There are also some resources on the OneDrive.



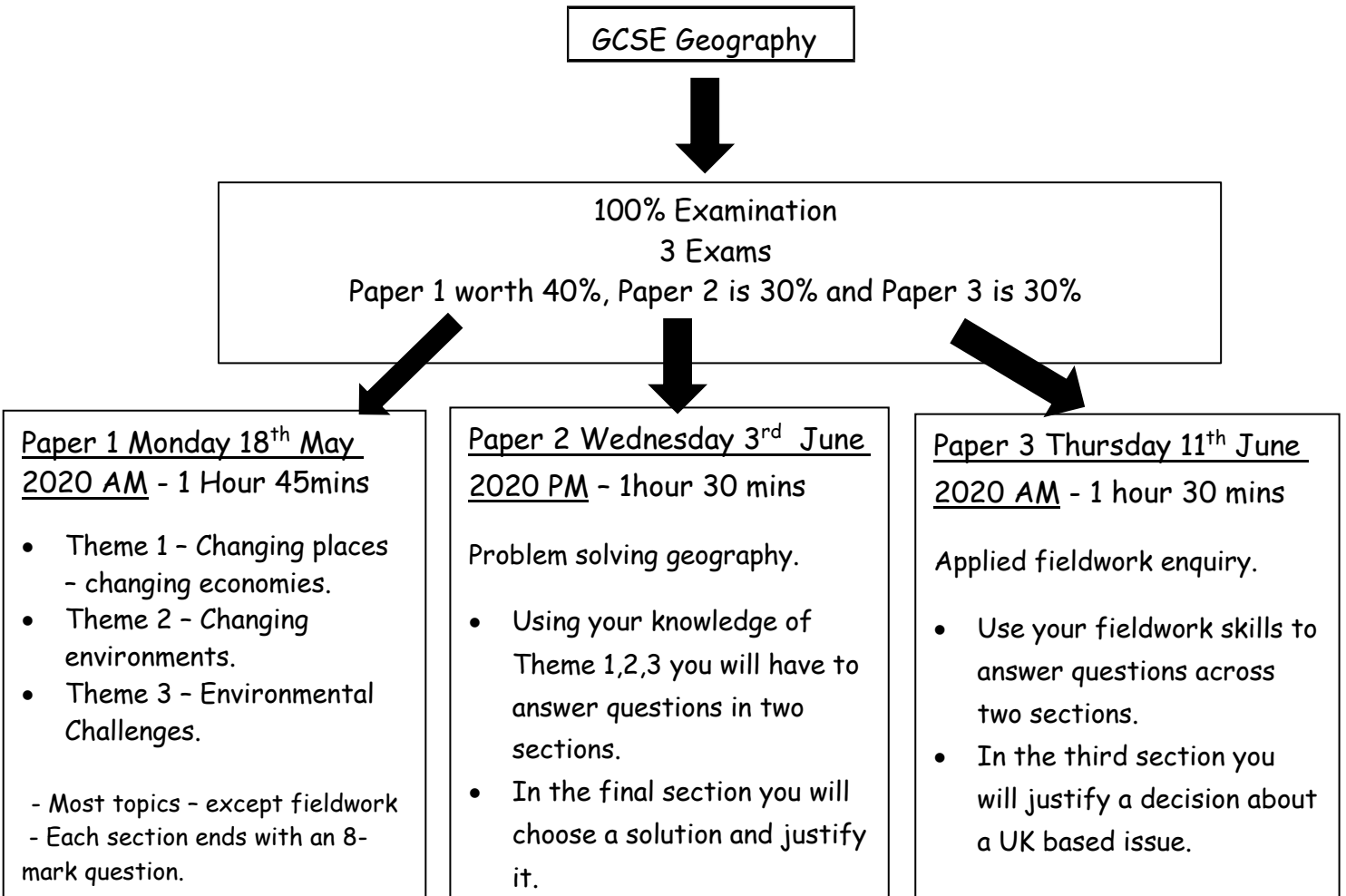

# Summer 2020

Exam Board: Eduqas B

Website link to the exam board syllabus (info on the exam):

<http://www.eduqas.co.uk/qualifications/geography/gcse-b/>


How will I be assessed?




## Recommended revision guide:

Letters have already been sent out - if you need one please see your geography teacher. →


A good book for the fieldwork element of the course is by Andy Owen and looks like this. →



Ask your teacher if you would like more information about this – or ask for some photo copied pages.

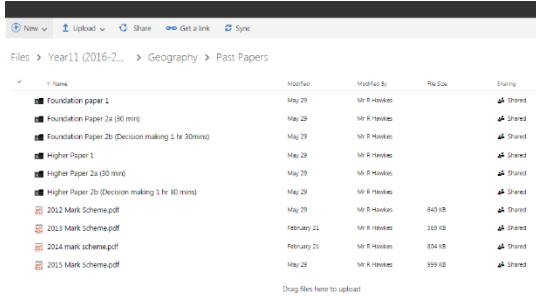


A workbook has been created for the course. →  
Letters will be given out when they have been ordered.  
Or you can search for it online on Amazon.




# How can I prepare and fulfil my potential?

Much of what you will need can be found on the OneDrive. The key to revision is making it active i.e. actually do something with the information. Below are some examples of what you can do in GCSE Geography to help you fulfil your potential:

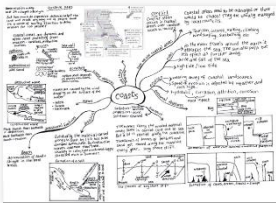


5. Download and attempt past exam papers from the OneDrive. The mark schemes are also there so you can check your answers as you go along. You can always bring them in to school and show them to Mr Hawkes, Mr Cole, Mr Durrant or Mrs Parkinson for any advice.

4. Attempt the questions from any of the revision files uploaded to the one drive. They are all exam style questions and are categorised by topic.



3. Attempt to use the revision techniques discussed back in the summer, i.e. the Roman Room, mind mapping etc. They really work and again there are examples on the Geography area of the one drive.



**Week 4 Sustainable communities and rural areas**

- Social sustainability:** is something that provides benefits for families, health, education or leisure now and in the future.
- Economic sustainability:** is something that creates jobs, income and growing businesses in the future.
- Environmental sustainability:** is something that protects the earth, its plants and animals and makes sure we can use them in the future.
- Viable community:** is where a community has the services and facilities needed to maintain it now and in the future.
- Created other groups of people have different views on all these.**
- Infrastructure:** the basic physical and organisational structures and facilities (e.g. buildings, roads, power supplies) needed for the operation of a locality or enterprise.
- Communication:** things have improved greatly over the last 50 years in HDCC's, making it easier for people to live in areas difficult to access they work.
- National Parks:** are areas of great beauty, of outstanding natural or scientific interest, and are protected by the state for the enjoyment of the general public or the preservation of wildlife.
- Transport:** has improved that has led to 50 years with faster, better, buses, planes and roads.
- Communities:** someone who travels daily to work in a place that is not their home town.
- Second homes:** when someone owns a second property that they use in only in weekends or in the holidays.
- Counter urbanisation:** the growth of rural populations in areas that are desirable to towns and cities in comparison.
- Community shops:** often run by volunteers or paid staff members to maintain and provide services in rural areas.
- Develop in rural areas:** rural areas where there are no industry, services/businesses or businesses don't make enough money in the week to be forced to close.
- Weather:** that is a location attracting a large number of tourists who, due to the numbers, place pressure on the environment and people.
- Community shops:** often run by volunteers or paid staff members to maintain and provide services in rural areas.



2. Create revision flash cards to summarise key words. Use highlighters and colour to make them look attractive. You can even plaster them all over your bedroom wall.

1. The best tip is for you to attend any revision sessions that Mr Hawkes, Mrs Parkinson, Mr Durrant or Mr Cole offer. There will be after school and holiday sessions (schedules will be distributed after Christmas).

- Make sure you attend P6 sessions - Mr Cole has created 'topics in a page' which are great revision tools when completed.



## BTEC TECH Award in Health and Social Care - Course Overview

Exam Board: Edexcel /Pearson

Website link to the exam board syllabus:

<http://qualifications.pearson.com/en/qualifications/btec-tech-awards/health-and-social-care.html>

### How will I be assessed?

The Edexcel BTEC Level 2 First award in Health and Social Care consists of **two** coursework units **plus one** exam unit.

Coursework	Exam
Unit C1- Care Values	Unit C3- Health and wellbeing
Unit C2 - Effective communication	



### BTEC Grade Information

All assessment for BTEC qualifications is based on the achievement of specified learning outcomes. Each unit within the qualification has specified assessment and grading criteria which are given a grade. The following grades are given for each unit:

Coursework points per unit				
Unclassified	Level 1 (D)	Level 2 Pass (C)	Level 2 Merit (B)	Level 2 Distinction (A)
0	9	22	29	36

Exam unit guidance link: <https://www.youtube.com/watch?v=uudmZ6udohM>



This is then added up over the 3 assessments for a **final grade**. You can only get a final grade if you have attempted ALL of the assignments and the exam.

Overall Grade	
Grade	Minimum Points Required
U	0
Level 1 (D) Level 3	58
Level 2 Pass - (C) Level 4	72
Level 2 Merit- (B) Level 5-6	95
Level 2 Distinction - (A) Level 7	105
Level 2 Distinction (A*) Level 8.5	114

### Unit 3- Health and wellbeing

Exam in February 2020.

**Aim:** help improve someone's health and wellbeing

**Assessment:** externally assessed task, in which students create a health and wellbeing improvement plan for an individual, based on a brief

**Weighting:** 40% of total course

To achieve this aim, your students will:

- learn what 'being healthy' means to different people
- explore the different factors that might influence health and wellbeing
- identify key health indicators and how to interpret them
- assess an individual's health using what they've learned
- create a health and wellbeing improvement plan for that person, which includes targets and recommendations of support services available
- reflect on the potential challenges the person may face when putting the plan into action.

#### How can I prepare and fulfil my potential?

Revise topic areas thoroughly using the Revision Workbooks and Revision Guide (Unit 3 ONLY). You have to feel confident to work out the physical, intellectual, emotional and social benefits for activities related to each life stage. You need to know the major predictable and unexpected life events that can have a big effect on peoples' lives. Make sure you know how care services can help people through these changes.

# HISTORY

## Progress Review Examination (PRE)

### Information:

- Your PRE will be 1 exam of 1 hour 20 minutes.
- You will have **6** questions to answer. ( See below)
- Questions will be based on **Weimar and Nazi Germany.**

### Advice:

- Use the notes in your exercise books
- Keep an eye on the time- remember 1.5 minutes per mark available!
- Revision guides can be purchased

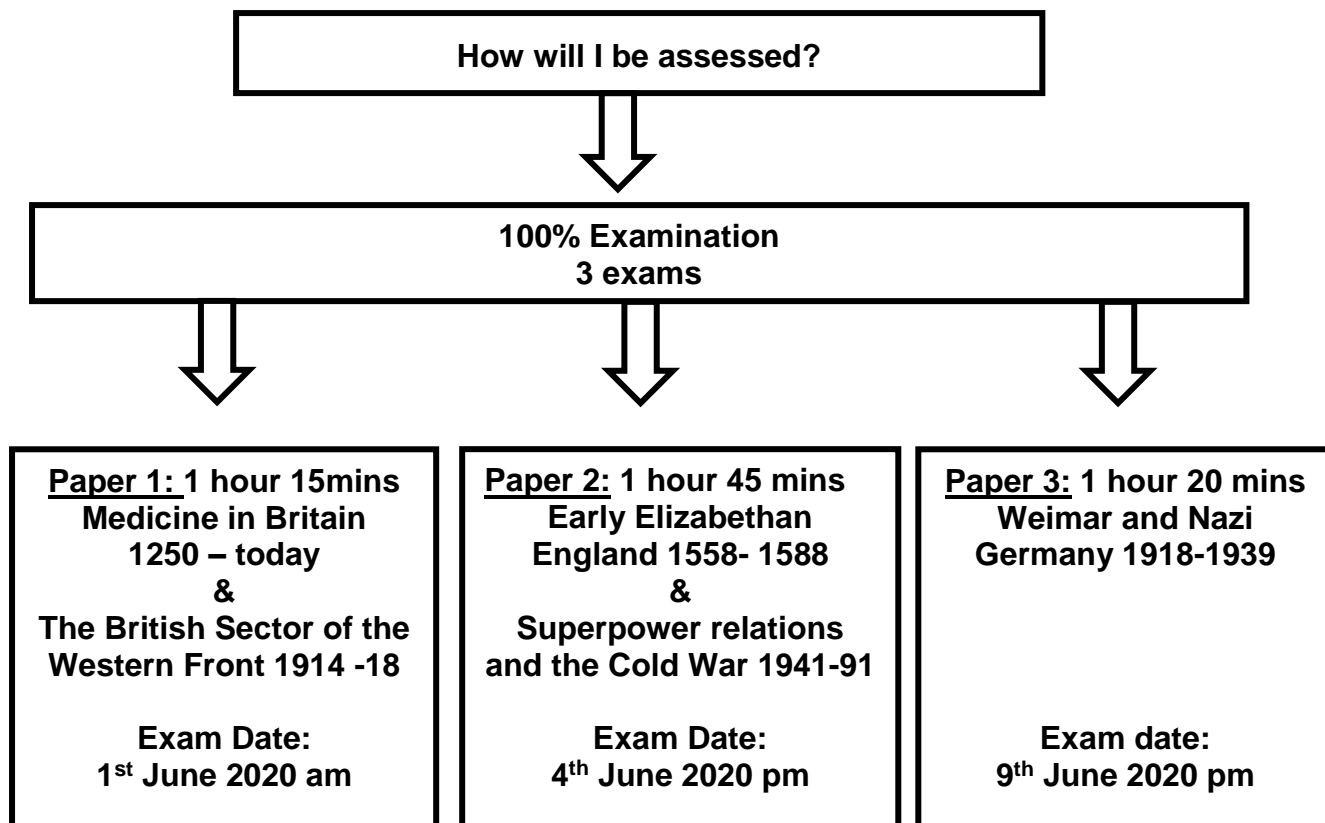
### What topics MUST I revise?

- Unpopularity of the Weimar Republic
- Stresemann and the Golden Twenties
- The Wall Street Crash & effects on Weimar Republic
- Factors that helped Hitler's Rise to Chancellor.
- 

You will also need to know how to answer the following:



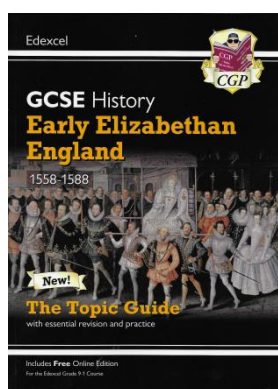

- Source Inference ( 4 Marks)
- Explain why (12 Marks)
- How useful are sources (8 Marks)
- What is the main difference in interpretations (4 Marks)
- Why are interpretations different (4 Marks)
- How far you agree (16 Marks & 4 SPaG Marks)

# GCSE Edexcel History: Summer 2020



## Recommended revision guide:

Revision material will be given to each student during revision sessions. The CGP GCSE Schools History Project revision guide is also a useful tool.



## Recommended online resources:

Use this resource for useful hints and tips to assist your revision.

## How can I prepare and fulfil my potential?

Make revision cards or revision mind maps or utilise other methods that have been shown to you by your teachers. Use the revision books and past exam questions to practice and embed your knowledge and understanding. Past examination questions are available from your teachers or through Padlet.

# Level 1 / 2 Vocational Award in Hospitality & Catering

## Subject Context

This is a level 2 EDUQAS vocational qualification that is graded by Level 1 Pass, Level 2 Pass, Merit and Distinction. This course focuses on the Hospitality and Catering industry. Students learn how businesses operate in the Hospitality and Catering Industry and also consider the wider provisions of the industry. The qualification has two units, the controlled assessment ending with a cooking practical exam and the online exam in the summer.

## Progress Review Examinations (PRE's)

### Date of PRE:

Thursday 21 <sup>st</sup> November	Hospitality and Catering	13:25	1.5hrs
------------------------------------	--------------------------	-------	--------

### What should I expect in the PRE?

Your PRE is an online test with a range of different questions including multiple choice and essay style questions, it will last 1.5hrs and will take place in an IT room. The PRE is set by the exam board and covers the topics from Unit 1.

### What do I need to have achieved before the PRE?

You must make sure you revise the learning objectives from unit 1, including:

- ✓ **Understand the environment in which hospitality and catering providers operate**
  - The structure of hospitality and catering industry
  - Job requirements within the hospitality and catering industry
  - The working conditions of different job roles across the hospitality and catering industry
  - Factors affecting the success of hospitality and catering providers
- ✓ **Understand how hospitality and catering provisions operate**
  - The operations of the kitchen
  - The operations of front of house
  - How provisions meet customer requirements
- ✓ **Understand how hospitality and catering provisions meets health and safety requirements**
  - Personal safety responsibilities in the workplace
  - Risks to personal safety
  - Personal Safety control measures for hospitality and catering provisions
- ✓ **Know how food can cause ill health**
  - Food-related causes of ill health
  - The role and responsibilities of the EHO
  - Food safety legislation
  - Common types of food poisoning
  - Symptoms of food-induced ill health
- ✓ **Be able to propose a hospitality and catering provision to meet a specific requirement**
  - Options for hospitality and catering provisions
  - Recommendations for hospitality and catering provisions

You must also revise the key terms and make sure you are confident with these before the PRE.

# EDUQAS Level 1 / 2 Hospitality & Catering

## 2019 – 2020 Exams/Assessments

**Exam Board:** EDUQAS

**Website Link to Exam Board Syllabus:**

<https://www.wjec.co.uk/qualifications/hospitality-and-catering/hospitality-and-catering-level-1-2-award.html>

**How is Hospitality & Catering Assessed?**

**Unit 1: The Hospitality and Catering Industry (40%)**

This online exam covers all the topics studied in unit 1. This will be in the same format as your PRE and will cover the learning objectives above. You must also make sure you are familiar with key terms in hospitality and catering. Through the next few months you must make sure you practice answering the 8 mark questions so that you can achieve full marks in this.

**Unit 2: Hospitality and Catering in Action (60%)**

Your controlled assessment and practical cooking exam are worth 60% of your grade. You must make sure all objectives have been achieved to gain a level in this part of the course, if you fail one element you will fail the whole course. You must make sure you carefully consider the assignment brief and related your coursework back to this.

In your cooking exam you will be expected to produce 2 dishes including any sides in 3hrs. These must show at least three preparation skills and three cooking skills and are chosen in your coursework. To gain higher grades you must show high skills and produce high quality dishes.

**When Are The Final Assessments Taking Place?**

The controlled assessment has been ongoing this term in year 11, the deadline for this controlled assessment is the practical cooking exam on Thursday 5<sup>th</sup> December

Thursday 5 <sup>th</sup> December 2019	Unit 2: CA Deadline & Practical Cooking Exam	8:30	5hrs
Tuesday 16 <sup>th</sup> June 2020	Unit 1 : Online Exam	9.00	1.5hrs

**Support and Advice**

You are encouraged to communicate with your teacher regularly. For support and advice, please email [samantha.coe@westbourne.attrust.org.uk](mailto:samantha.coe@westbourne.attrust.org.uk)



## Progress Review Examinations (PREs)

### What should I expect in the PRE?

Your PRE will be just like the exam you will sit in January 2020. It will have a mixture of short answer questions, drawing questions and extended writing questions. The paper will be 75 minutes long and will be marked out of 60.

Students will be expected to match or exceed their target grade by achieving: -

A*	L2D*	90%	54	D	L1D	50%	30
A	L2D	80%	48	E	L1M	40%	24
B	L2M	70%	42	F	L1P	30%	18
C	L2P	60%	36				

### What topics do I need to revise for in the PRE?

The PRE will cover all of the topics for your exam in January, so you should be revise the following areas:

**Understand the purpose and content for pre-production:** the purpose and uses for mood boards, mind maps, visualisation diagrams, storyboards, scripts, the content of mood boards, mind maps, visualisation diagrams, storyboards, scripts

**Plan pre-production:** (interpret client requirements for pre-production, identify timescales for production based on target audience and end user requirements, how to conduct and analyse research for a creative digital media product, produce a work plan and production schedule, the importance of identifying the target audience and how they can be categorised, the hardware, techniques and software used, the health and safety considerations when creating digital media products, legislation regarding any assets to be sourced, how legislation applies to creative media production

**Produce Pre-Production:** Create a mood board, mind maps, visualisation diagrams or storyboards, analyse a script, recall the properties and limitations of file formats (still images, audio, moving images), use suitable naming conventions, identify appropriate file formats needed to produce pre-production documents and final products in line with client requirements

**Review Pre-Production Documents:** review pre-production documents and identify areas for improvement

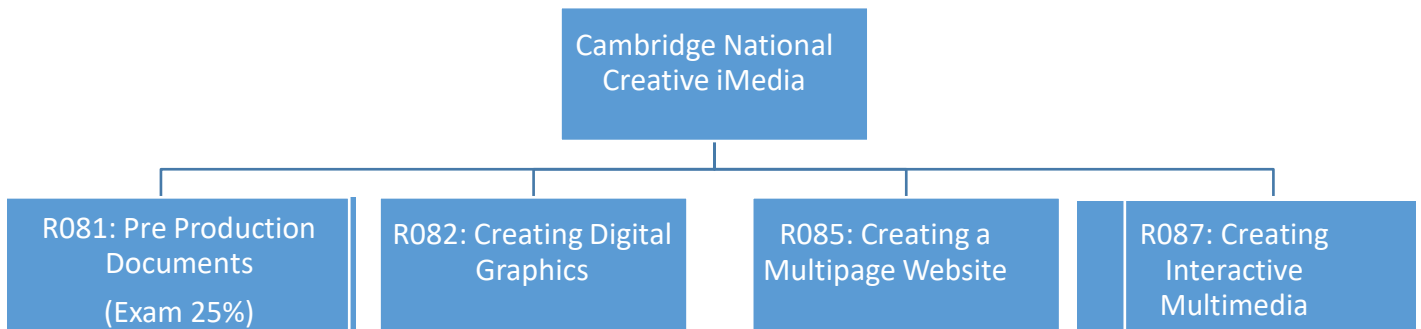
## Summer 2020

Exam Board: OCR

Website Link to Exam Board Syllabus:

<http://www.ocr.org.uk/qualifications/creative-imedia-level-1-2-award-certificate-j807-j817/>

### How will I be assessed?



### Recommended Revision Guide:

A revision guide can be purchased here

[https://wordery.com/my-revision-notes-ocr-nationals-in-creative-imedia-l-1-2-kevin-wells-9781471886683?currency=GBP&gtrck=VEQyRDIWWUNMWGZ0eXpvenBpOGZuSctNdW9sUEY1TTRRdGnRRitBa1ZaQUFFV3I4dEpvVjQ5SDNmaEhrV3Vrb0hVbWJCa25hdWIUZjdZWEluNTRwaFE9PQ&gclid=EA1aIQobChMIofXQ4afZ1gIVg7ftCh0HLgHbEAYYASABEgICY\\_D\\_BwE](https://wordery.com/my-revision-notes-ocr-nationals-in-creative-imedia-l-1-2-kevin-wells-9781471886683?currency=GBP&gtrck=VEQyRDIWWUNMWGZ0eXpvenBpOGZuSctNdW9sUEY1TTRRdGnRRitBa1ZaQUFFV3I4dEpvVjQ5SDNmaEhrV3Vrb0hVbWJCa25hdWIUZjdZWEluNTRwaFE9PQ&gclid=EA1aIQobChMIofXQ4afZ1gIVg7ftCh0HLgHbEAYYASABEgICY_D_BwE)

A hardcopy of The Westbourne Guide (which has been downloaded over 5000 times nationally) will be given to all students and will also be available electronically.

### Recommended Online Resources:

<http://www.creativebloq.com/graphic-design/mood-boards-812470>

<http://www.videomaker.com/free-reports>

<http://www.digitoolkit.com/file%20formats.pdf>

<http://www.videomaker.com/how-to/pre-production>

- Your teacher will provide you with a range of other online resources in your lessons.

### How Can I Prepare and Fulfil My Potential?

Your teacher will give you detailed guidance on exam technique and how to maximise marks in your assessment areas. Listen carefully and apply the techniques you are taught.

Ask your teacher if you are not sure of anything or require additional input with revision techniques.

# Mathematics

## Progress Review Examinations (PRE's)

### What should I expect in the PRE?

11X1/Y1 and 11X2/Y2 will be completing the higher paper.

11X3/Y3, 11X4/Y4 and 11X5/11Y5 will be completing the foundation paper.

For each exam, you will need a pen, pencil, ruler, rubber, compass, and protractor and a Casio CLASSWIZ scientific calculator for paper 2 and paper 3.

Each exam lasts 1 hour and 30 minutes.

### What topics do I need to revise for?

In both exam papers, all aspects of Maths are assessed:

- Number
- Algebra
- Shape
- Ratio Proportion
- Data
- Using and applying skills

You need to ensure that you understand the following elements:



FOUNDATION PAPER	HIGHER PAPER
<ul style="list-style-type: none"> <li>• Addition</li> <li>• Multiplication</li> <li>• Multiplicative laws</li> <li>• Division</li> <li>• Subtraction</li> <li>• Decimals</li> <li>• Fractions</li> <li>• Simultaneous equations</li> <li>• Prime Numbers</li> <li>• Square Roots</li> <li>• Percentages</li> <li>• Indices</li> <li>• Ratio</li> <li>• Proportion</li> <li>• Solving equations</li> <li>• Manipulating algebraic expressions</li> <li>• Inequalities</li> <li>• Factorising</li> <li>• Expanding</li> </ul>	<p>All of the Foundation elements, plus</p> <ul style="list-style-type: none"> <li>• Cumulative Frequency</li> <li>• Histograms.</li> <li>• Tree Diagrams</li> <li>• Stratified Sampling</li> <li>• Trigonometry.</li> <li>• Vectors.</li> <li>• Standard Form.</li> <li>• Direct and Inverse Proportion</li> <li>• Quadratic Equations and formula</li> <li>• Completing the square</li> <li>• Simultaneous Equations</li> <li>• Algebraic Proof.</li> <li>• Expand the products of two or more binomials</li> <li>• Composite functions</li> <li>• Deduce turning points from completing the square</li> </ul>



<ul style="list-style-type: none"> <li>• Coordinates</li> <li>• Angles</li> <li>• Symmetry</li> <li>• Pythagoras</li> <li>• Perimeter and Area of all shapes</li> <li>• Volume</li> <li>• Loci</li> <li>• Bearings</li> <li>• Conversions</li> <li>• Averages</li> <li>• Bar charts and Pictograms</li> <li>• Pie charts</li> <li>• Scatter Diagrams</li> <li>• Venn Diagrams</li> <li>• Two way tables</li> <li>• Probability</li> <li>• Stem &amp; leaf Diagrams</li> <li>• Linear and Quadratic Graphs</li> <li>• Enlargements and Transformations</li> <li>• Similarity and Congruence</li> <li>• Standard form</li> <li>• Vectors (just basic)</li> <li>• Trigonometry</li> <li>• Factorising quadratics</li> <li>• Laws of indices</li> <li>• Direct/Indirect proportion</li> <li>• Simultaneous equations</li> <li>• Lengths of arcs and Areas of sectors</li> <li>• Tree diagrams</li> <li>• Density</li> <li>• Fractional enlargement</li> <li>• Compound and Reverse percentages</li> </ul>	<ul style="list-style-type: none"> <li>• Estimate gradients of graphs and find the area under the graphs</li> <li>• Geometric progression of surds and sequences</li> <li>• Conditional probability and venn diagrams</li> <li>• Nth term of quadratic sequences</li> </ul>
---	---

**THIS IS JUST A SAMPLE OF TOPICS - ALL TOPICS ARE ASSESSED IN THE MATHS EXAMS**

You need to ensure that you revise the topics which you find difficult.

- Ask your teacher if you are unsure.

# Summer 2020

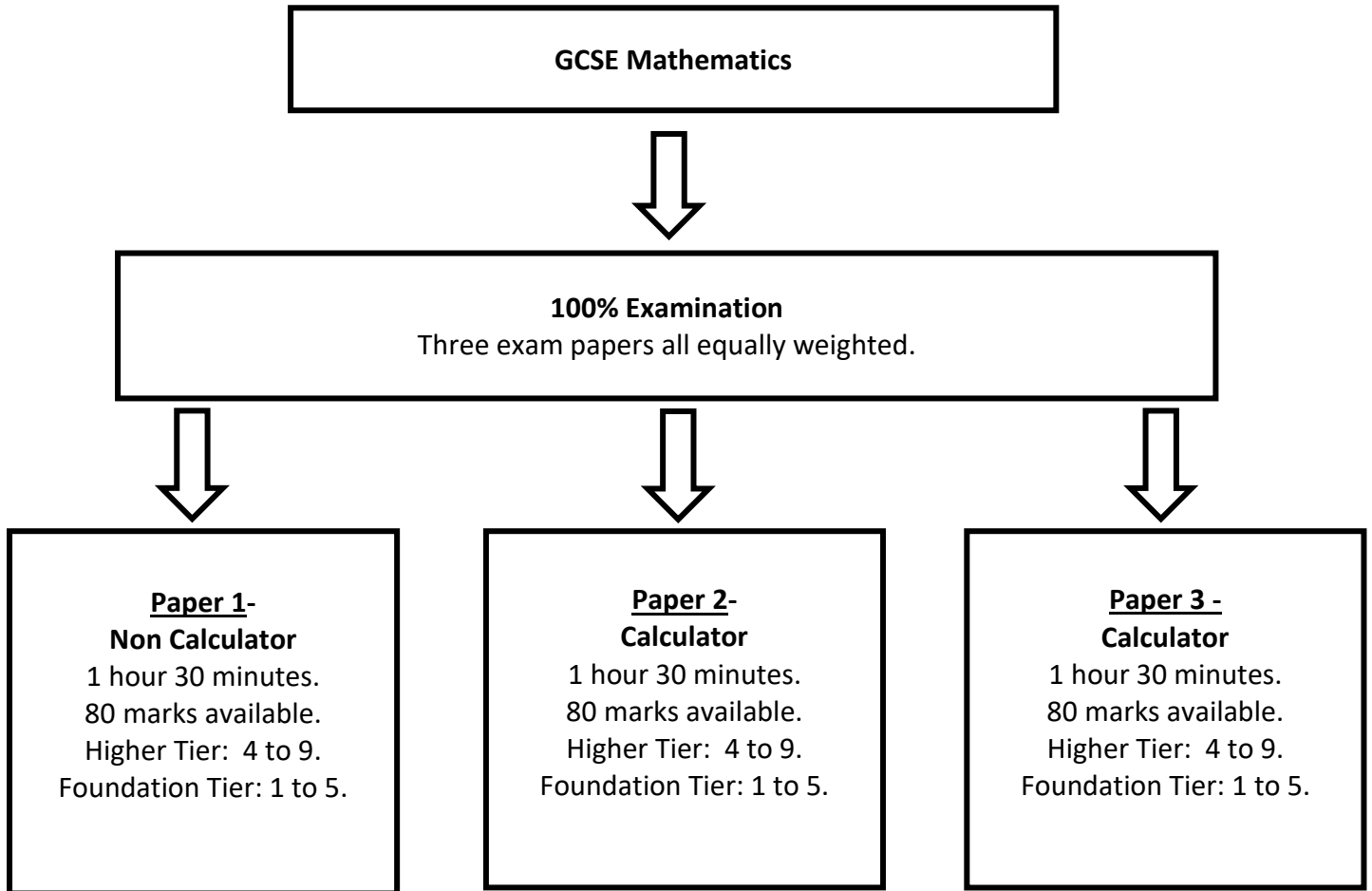


## Examination board

At Westbourne we will be using the Edexcel GCSE Mathematics specification (9-1).

For full details visit the Edexcel website: <http://qualifications.pearson.com>

## How will I be assessed?



## Recommended revision guide:

Revise Edexcel GCSE mathematics (9-1) Linear Revision Guide. (Higher/ Foundation).

## Recommended online resources:

<http://www.mathsgenie.co.uk>

<http://www.onmaths.com>

<http://www.mathswatch.co.uk/>

Use the 'MathsWatch' website to revise topics watching video clips and completing the questions. See your teacher if you are not sure of your login details.

## How can I prepare and fulfil my potential?

Ensure you complete all homework including any past papers which are set.



## GCSE Music: Progress Review Examinations (PRE's)

### What should I expect in the PRE?

Your PRE will be 1 hour 30 minutes in duration and you will be assessed on unfamiliar listening from all areas of study. You will have two extended answer questions at the end based on The Beatles and Haydn's Clock Symphony.

### What topics do I need to revise for?

These four areas of study are styles of music which could be used in the unfamiliar section of your exam. Any of them could come up but we don't know which pieces. General listening practice will be useful for this so remembering cadences, instruments, melodic features etc.

#### **Area of Study 1:**

- The Coronation Anthems and Oratorios of Handel.
- The Orchestra Music of Haydn, Mozart and Beethoven.
- The piano music of Chopin and Schumann.
- The Requiem of the late Romantic period.

#### **Area of Study 2:**

- music of Broadway 1950s to 1990s
- rock music of 1960s and 1970s
- film and computer gaming music 1990s to present
- pop music 1990s to present.

#### **Area of Study 3:**

- Blues music from 1920–1950
- Fusion music incorporating African and/or Caribbean music
- Contemporary Latin music
- Contemporary Folk music of the British Isles.

#### **Area of study 4:**


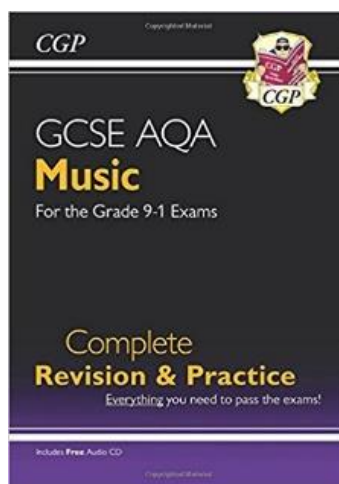
- The orchestral music of Copland
- British music of Arnold, Britten, Maxwell-Davies and Tavener
- The orchestral music of Zoltán Kodály and Béla Bartók
- Minimalist music of John Adams, Steve Reich and Terry Riley.

### The Beatles set works:

- Within you without you
- Lucy in the Sky with Diamonds
- With a little help from my Friends

### Recommended Revision:

Please use your classroom folders and the recommended revision guide from Rhinegold available on amazon for £9.15 and CGP GCSE AQA music for Grade 9-1 exams (general theory, music history and areas of study) Available from amazon £12.50



### Useful Websites:

<https://www.memrise.com/course/192900/aqa-music-gcse-listening-exam-vocab/>

This website helps with vocabulary needed for the listening exam and is free to join. Create a log in giving an email address and creating a username for yourself and you can go through online lessons and then test yourself at the end.

<https://www.bbc.com/bitesize/subjects/zpf3cdm>

Divides music in to sections such as theory, listening etc. Gives lessons and then revision tests for you to complete.

<https://www.youtube.com/watch?v=KpCwYkzUUaw>

This is a great video which analyses the Clock Symphony in detail as it plays.

# GCSE Music

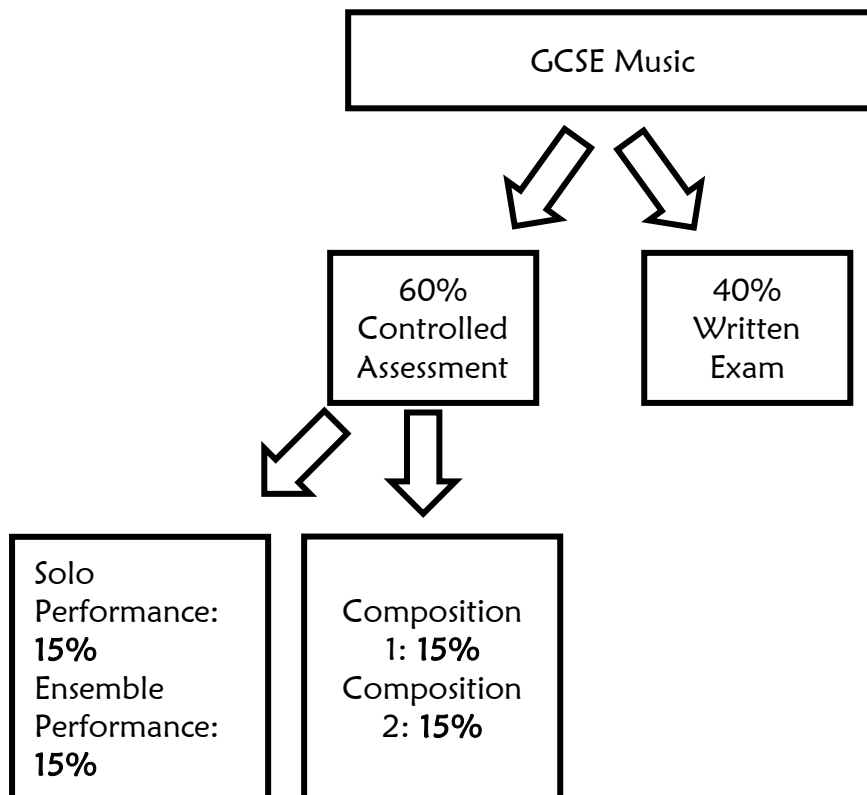
## Summer 2020

Exam Board: AQA

Website link to the exam board syllabus:

<https://www.aqa.org.uk/subjects/music/gcse/music-8271/introduction>

How will I be assessed?



How can I prepare and fulfil my potential?

Create Spider Diagrams on each Set Works for the Beatles and Haydn making sure you know the song well as you will NOT be played the piece in the exam. You will be asked questions on it and will have to answer them from memory!

Practice listening to music and analysing it so you can talk about:

- Melody
- Rhythm
- Texture
- Instruments
- Genre
- Harmony and
- Tonality
- Structure

Use the websites and revision guides to make sure you know what all of these words mean and the words describing features of each of them.

# BTEC LEVEL 2 SPORT AWARD - How will I be assessed?

## HOW IS EACH UNIT ASSESSED?

### 4 Units must be completed

- **UNIT 1: ON-SCREEN TEST PREPARATION**

Content delivered through theory lessons. Past papers and exam style questions will be provided and you will receive feedback. Topics include:

- Components of physical fitness
- Components of skill-related fitness
- Determining exercise intensity
- Principles of training
- Training methods
- Training methods for specific training
- Fitness testing/tests

- **UNIT 2: PRACTICAL PERFORMANCE**

Students will study 5 sports in depth at school: Badminton, Basketball, Trampolining, Rounders, Football/Netball. In addition to Badminton, students choose another sport to be assessed in.

The assessment criteria for **both sports** is:

**Assignment 1:** Understand the rules, regulations and scoring systems.

**Assignment 2:** Practically demonstrate skills, techniques and tactics in selected sports.

**Assignment 3:** Observe and Analyse Sports Performance

- **UNIT 3: TRAINING FOR PERSONAL FITNESS**  
4 written assignments  
AND
- **UNIT 4: THE PERFORMER IN ACTION**  
2 written assignments  
OR
- **UNIT 5: THE MIND & SPORTS PERFORMANCE**
  - 3 written assignments  
OR
- **UNIT 6: LEADING SPORTS ACTIVITIES**

### UNIT 1: FITNESS FOR SPORT

On-screen test  
(External assessment)

**Mandatory Core Unit**



### UNIT 2: PRACTICAL PERFORMANCE

2 Activities Assessed  
(Internal Assessment)

COURSEWORK AND PRACTICAL  
ASSESSMENT

**Mandatory Core Unit**

**UNIT 3: TRAINING FOR PERSONAL  
FITNESS**

COURSEWORK AND PRACTICAL  
ASSESSMENT

**Mandatory Core Unit**



### UNIT 4: THE PERFORMER IN ACTION

OR

**UNIT 5: THE MIND & SPORTS  
PERFORMANCE**

OR

**UNIT 6: LEADING SPORTS ACTIVITIES**

**Specialist Units**

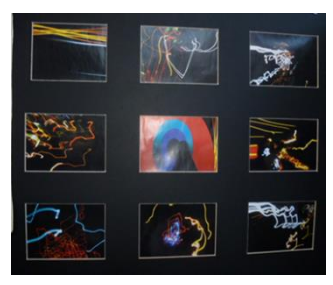
(Internal Assessment)

## PROGRESS REVIEW EXAM

The PRE for BTEC PE will only focus on the content of UNIT 1; FITNESS FOR SPORT.

## RESOURCES

BTEC FIRST SPORT; STUDY & EXAM PRACTICE (can be loaned out by PE department!!)



## Photography

### Controlled Assessments (CA's)

#### What should I expect in the CA?

Your CA will be 10 hours long in total and spread over two days. You will have the opportunity to create a final piece, which showcases your talents and concludes your latest coursework themed project. This should be your best final piece; it is worth 18 marks out of 72 and will be judged on the quality of the photographs, editing and its connections to the work you have produced so far for this project including the range of photographer's styles that you have researched.

#### What do I need to have achieved before the CA?

You need to make sure that you have completed the following in the lead up to your CA

- A range of personal photoshoots that explore your theme. Skilful photographs demonstrating good knowledge of camera techniques
- Contact sheets fully analysed explaining the purpose and the ideas behind your photoshoots
- Research of a range of photographers or other sources of inspiration (films, books, newspaper articles- anything relevant to the theme)
- Ideas (images) that have been edited and show development and a connection to the theme
- At least two ideas for a possible final outcome

# Photography

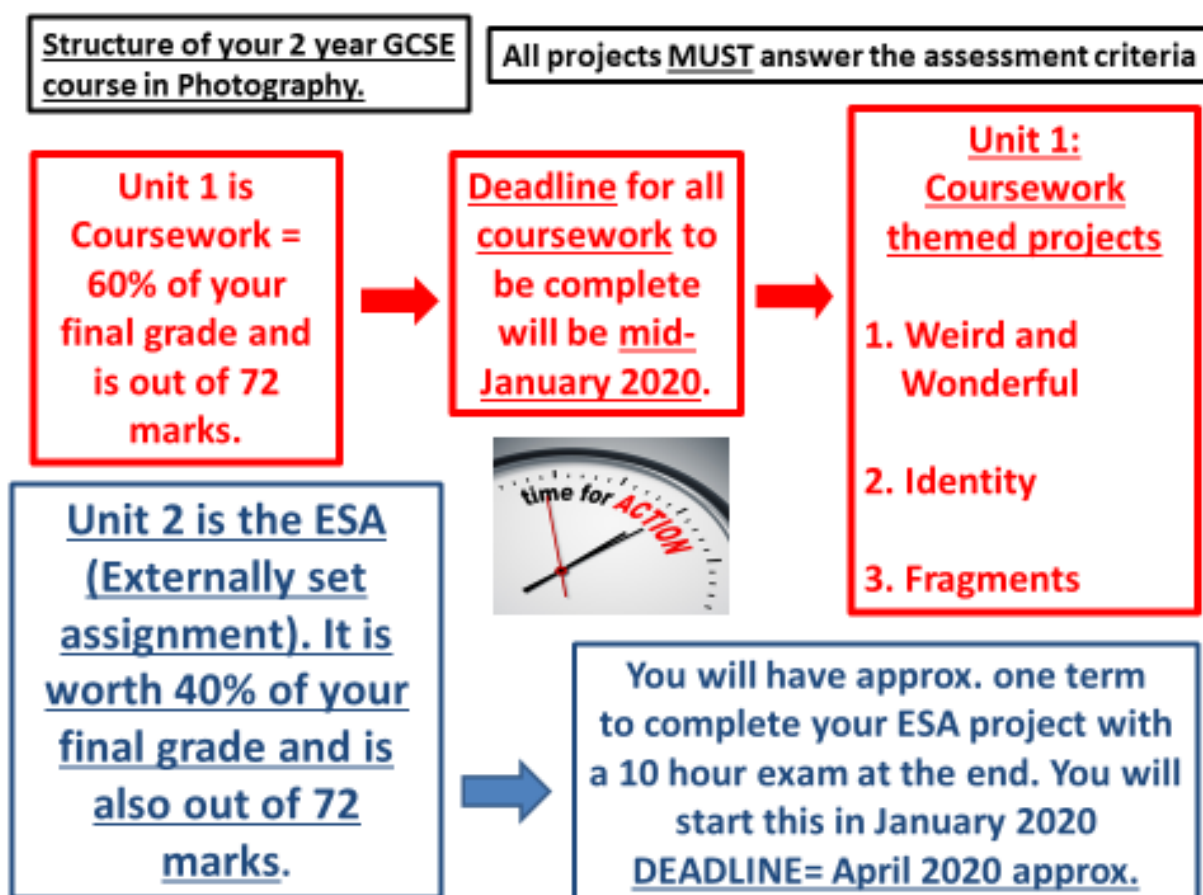
## Summer 2020

**Exam Board:** Edexcel

**Website Link to Exam Board Syllabus:**

<http://qualifications.pearson.com/en/qualifications/edexcel-gcses/art-and-design-2009.html>

**How will I be assessed?**





## GCSE Assessment criteria

**A01: (18 marks) Develop your ideas by responding to work by a range of photographers, artists, designers and cultures. Include relevant information that shows your understanding of the work, theme, photographer, artist and culture etc.**

**A02: (18 marks) Refine your ideas through experimenting with and selecting a range of media, materials and techniques. Provide evidence of creating, reviewing and developing ideas.**

**A03: (18 marks) Record your ideas through responding to primary and secondary sources. Use specialist photography/art terms to support your ideas.**

**A04 (18 marks) Present a personal response that makes connections and relates to your prior work in A01, A02 and A03 and demonstrates your skills to the highest standard.**

## How Can I Prepare and Fulfil My Potential?

### Unit 1: Coursework


To meet the January coursework deadline you need to complete all coursework projects and final pieces to the best of your ability. You have had verbal and written feedback on how to develop your work. There is an expectation that you will complete work outside of lesson at lunchtimes, after school sessions and at home.

### Unit 2: ESA

This project is worth 40% of your final grade and is very important. The time frame in which to create work is small but a lot can be achieved if you are organised and prepared to work hard. When you are issued with the exam paper you will be supported with resources that you can access on line. Your teacher will track your progress by having regular deadlines to keep you focused. You will be given feedback to enable you to develop your work and be ready to create ideas, which will lead to you producing your strongest final piece which you will produce in exam conditions for 10 hours.

# Religious Studies

Progress Review Examinations (PRE's)



## What should I expect in the PRE?

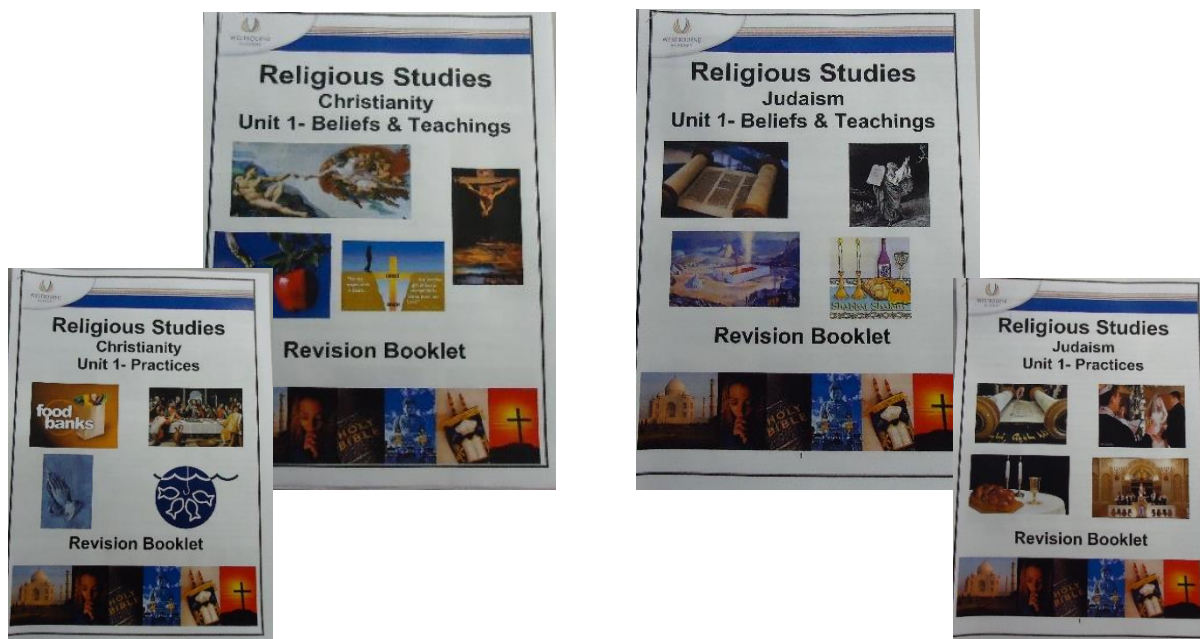
Your PRE will be one exam of 1 hour and 45 minutes duration. Four questions must be answered in total (26 minutes per question). **Remember** to approach the exam by answering the 1 and 2 mark questions first before proceeding with the **four** 12-mark questions.

## What topics do I need to revise for?

You need to revise the four units that we have studied for Component 1: The study of religions (Christianity and Judaism) beliefs, teachings and practices:

- Christianity – Beliefs and Teachings
- Christianity – Practices
- Judaism – Beliefs and Teachings
- Judaism - Practices

Use your revision cards/revision clocks & practice questions to assist with your revision.



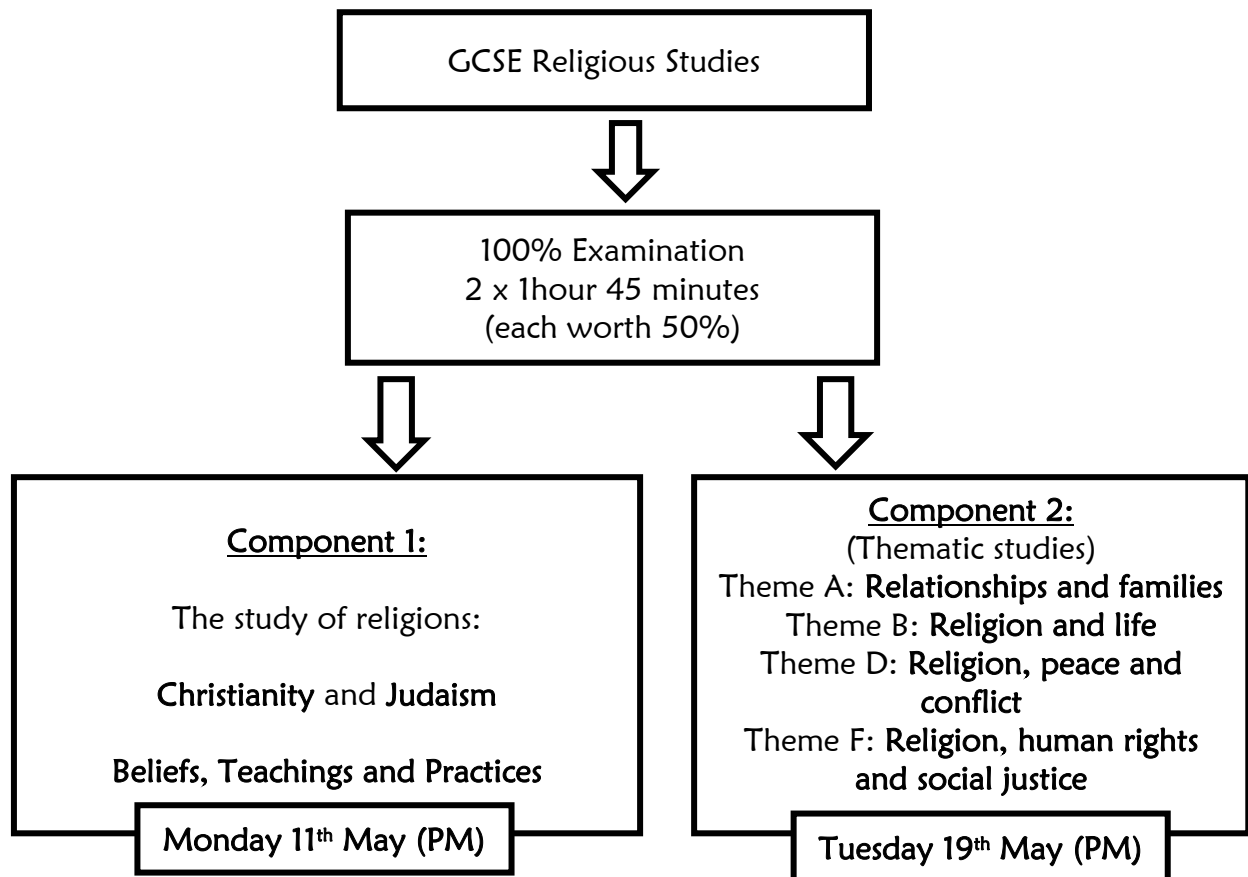
# Summer 2020

Exam Board: AQA

Website link to the exam board syllabus:


<http://www.aqa.org.uk/subjects/religious-studies/gcse/religious-studies-a-8062>

How will I be assessed?



Recommended revision guide:

Component 1 and 2 revision guides provided by Mr Clarke in class. You can also purchase the Oxford AQA Christianity and Judaism revision guide which contains a range of useful activities and practice questions for both components, should you choose.



How can I prepare and fulfil my potential?

Make revision cards using the methods already taught to you. Use the revision booklets, clocks and past exam questions to practice and embed your knowledge and understanding.

# Combined Science: Trilogy (8464)

Progress review examinations (PREs)

## **What can I expect in the PRE:**

The three PREs will consist of past papers of Biology Paper 1, Chemistry Paper 1 and Physics Paper 1.

The questions will be a mix of multiple choice, structured, close short answer and open response.

There will be three PRE options:

- (i) Higher Tier ( 3 x 75 minute papers)
- (ii) Foundation Tier (3 x 75 minute papers)
- (iii) Combined PRE (3 x 120 minute papers) This paper will have standard demand questions at the start, followed by high demand questions with low demand questions at the end. This will help us to decide which tier of entry is best for you.

## **What topics do I need to revise?**

BIOLOGY	CHEMISTRY	PHYSICS
Cell Biology	Atomic structure and the Periodic Table	Energy
Organisation	Structure and Bonding	Electricity
Infection and Response	Quantitative Chemistry	Particle model of matter
Bioenergetics	Chemical Changes	Atomic structure
	Energy Changes	

Use your exercise books, revision guides and [www.doddlelearn.co.uk](http://www.doddlelearn.co.uk) to help with your revision.

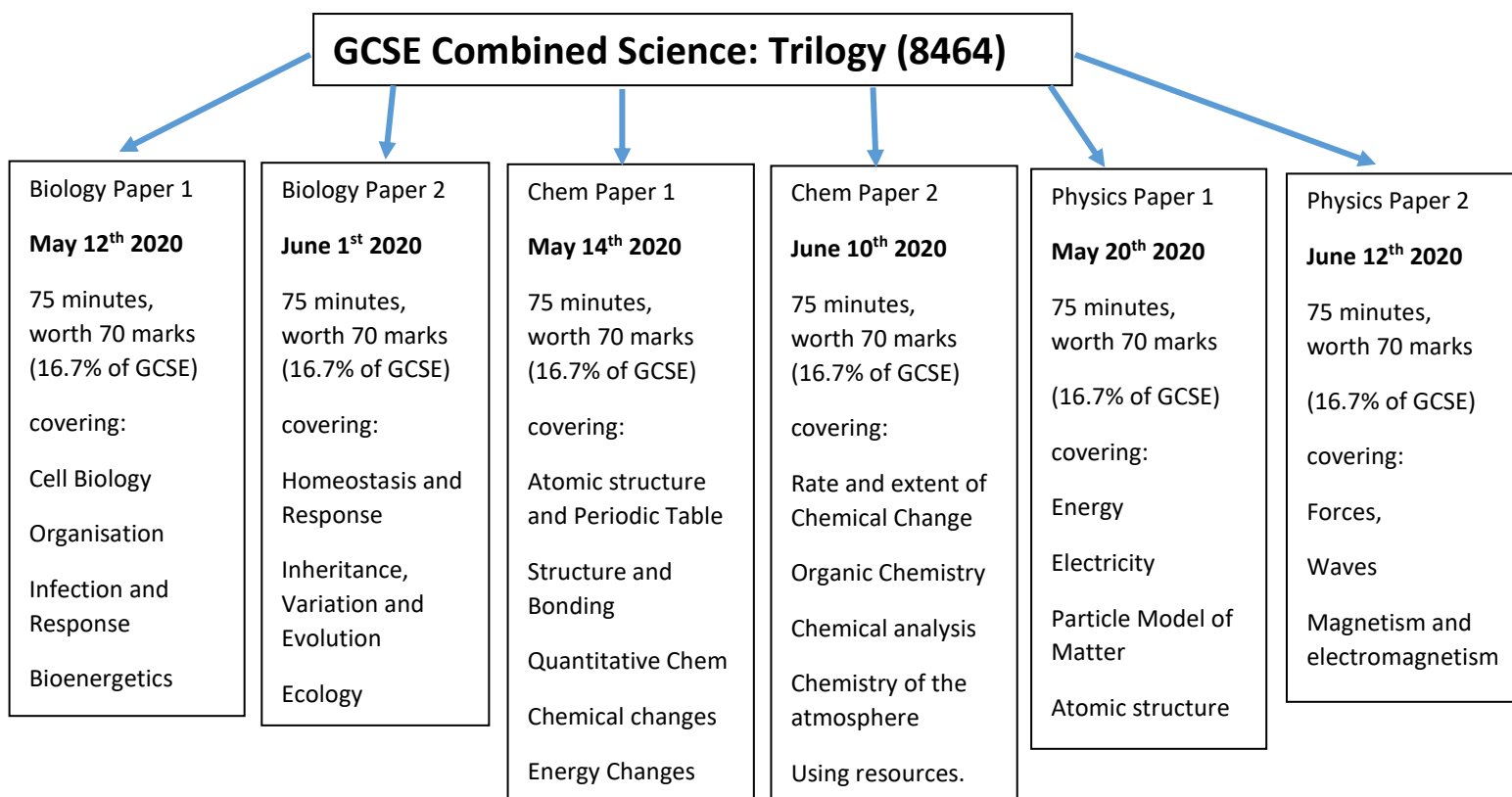
# COMBINED SCIENCE: TRILOGY (8464)

**Exam Board:** AQA

**Website link to the exam board syllabus:**

<http://filestore.aqa.org.uk/resources/science/specifications/AQA-8464-SP-2016.PDF>

**How will I be assessed:**



**Recommended revision guide.**

Collins AQA GCSE Revision Combined Science TRILOGY

All-in-One Revision and Practice (Foundation/Higher)

ISBN: 978-0-00-816085-2 (-816086-9)

**Recommended online resources.**


[www.doddlelearn.co.uk](http://www.doddlelearn.co.uk),

<http://www.bbc.co.uk/schools/gcsebitesize/>

[www.youtube.com](http://www.youtube.com) (free science lessons)

**How can I Prepare and Fulfil My Potential.**

- (i) Make revision cards for each scientific topic with the main key words and summary points.
- (ii) Use doddle-learn to brush up on knowledge and test yourself
- (iii) Your teacher will give you advise on exam technique and how best to tackle the final papers.





# GCSE Spanish PRE

## What should I expect?

You will complete papers assessing all four skill areas (listening, speaking, reading and writing). Remember that each skill is equally weighted (25%) and it is, therefore, important to prepare carefully for each exam.

The speaking exam will follow the same format as the year 10 PREs and your class teacher will give you more information about how to prepare for this.

You will also complete papers in listening, reading and writing and these will follow the same format as the end of unit assessments you complete in lesson time.

## What topics do I need to revise?

Revise the GCSE word blocks on [www.quizlet.com](http://www.quizlet.com)

Complete the tasks your teacher will set you on [www.pearsonactivelearn.com](http://www.pearsonactivelearn.com)

Your teacher will also give you some top tips/exam technique input before the PRE. Listen carefully and follow this advice.

Use your personalised revision book to prepare carefully, making sure that you are ready to use FAIIQ CCORRNETTOS FALSEDAD in the writing and speaking exams.

# GCSE Spanish

**Exam Board: AQA**

<https://www.aqa.org.uk/subjects/languages/gcse/spanish-86981>

## How will I be assessed?

You will be assessed in the four skill areas (listening, speaking, reading and writing).

Each skill area is equally weighted (25%)

You will be entered for foundation (grades 1-5) or higher (grades 4-9)

### Listening and reading exams;

Range of questions to be answered in Spanish/English (read the instructions carefully).

Combination of written answers and multiple choice. No dictionary allowed.

### Writing exam;

Range of questions to answer in Spanish including a translation into Spanish. No dictionary allowed.

### Speaking exam;

The speaking exam comprises three main areas:

1. General conversation – to be prepared in advance
2. Role play – prepared in exam conditions on the day
3. Picture card – prepared in exam conditions on the day

## How can I prepare and reach my potential?

- \* Your teacher will give you detailed guidance on exam technique and how to maximise marks in the four assessment areas. Listen carefully and apply the techniques you have been taught.
- \* Ask your teacher if you are not sure of anything or require additional input with revision techniques.
- \* Ensure that you prepare adequately for the speaking exam by exploring the speaking themes and by practising role play cards and picture cards.